EVALUATION REPORT **FLORIDA BUILDING CODE, 9TH EDITION (2026)**

Issued September 9, 2026

Manufacturer: JOHNS MANVILLE CORPORATION
P.O. Box 5108
Denver, CO 80217
(303) 978-2478
www.jm.com

Manufacturing Plants: Southgate, CA
Oklahoma City, OK
Macon, GA

Quality Assurance: UL LLC (QUA9625)

SCOPE

Category: Roofing
Subcategory: Built-Up Roof System
Code Edition: Florida Building Code, 9th Edition (2026) Non-HVHZ
Code Sections: 1504.3.1, 1504.6, 1504.7, 1507.2.9.2, 1507.6.5, 1507.10.2, 1507.11.2
Properties: Wind Resistance, Physical Properties, Impact Resistance

PRODUCT DESCRIPTION

Products	Specification	Description
DynaBase	ASTM D 6163	A glass reinforced SBS modified bitumen base sheet.
DynaBase 3.0	ASTM D 6163	A glass reinforced SBS modified bitumen base sheet.
GlasKap	ASTM D 3909	Fiber glass-reinforced, mineral-surfaced cap sheet
GlasKap CR G	ASTM D 3909	Fiber glass-reinforced, reflective mineral-surfaced cap sheet
GlasPly IV	ASTM D 2178	Type IV asphalt impregnated glass felt for use in conventional built-up roofing
GlasPly Premier	ASTM D 2178	Type VI asphalt impregnated glass felt for use in conventional and modified bitumen built-up roofing
GlasTite Flexible	ASTM D 4601	Fiberglass and polyester-reinforced, asphalt-coated sheet for use in conventional built-up roofing
PermaPly 28	ASTM D 4601	Type II asphalt impregnated and coated glass fiber base sheet for use in conventional built-up roofing
Ventsulation Felt	ASTM D 4897	Heavy duty fiber glass base sheet impregnated and coated on both sides with asphalt with or without fine mineral stabilizer. Surfaced on the bottom side with coarse mineral granules embedded in asphaltic coating

This evaluation report is provided for State of Florida product approval under Rule 61G20-3. The manufacturer shall notify CREEK Technical Services, LLC of any product changes or quality assurance changes throughout the duration for which this report is valid. This evaluation report does not express nor imply warranty, installation, recommended use, or other product attributes that are not specifically addressed herein.

REFERENCES

Entity	Report No.	Standards (Year)
Atlantic & Caribbean Roof Consulting, LLC (TST4671)	ACRC 06-003	FM 4474 (2020)
Atlantic & Caribbean Roof Consulting, LLC (TST4671)	ACRC 06-005	FM 4474 (2020)
Atlantic & Caribbean Roof Consulting, LLC (TST4671)	ACRC 06-009	FM 4474 (2020)
Atlantic & Caribbean Roof Consulting, LLC (TST4671)	ACRC 07-014	FM 4474 (2020)
Atlantic & Caribbean Roof Consulting, LLC (TST4671)	ACRC 14-035	FM 4474 (2020)
IRT-ARCON (TST5296)	02-011	FM 4474 (2020)
IRT-ARCON (TST5296)	02-026	FM 4474 (2020)
FM Approvals (TST1867)	0V7A4.AM	FM 4470 (2022)
FM Approvals (TST1867)	0W6A2.AM	FM 4470 (2022)
FM Approvals (TST1867)	0X0A9.AM	FM 4470 (2022)
FM Approvals (TST1867)	0X7A4.AM	FM 4470 (2022)
FM Approvals (TST1867)	0Z8A9.AM	FM 4470 (2022)
FM Approvals (TST1867)	107A4.AM	FM 4470 (2022)
FM Approvals (TST1867)	3000949	FM 4470 (2022)
FM Approvals (TST1867)	3001457	FM 4470 (2022)
FM Approvals (TST1867)	3001482	FM 4470 (2022)
FM Approvals (TST1867)	3001629	FM 4470 (2022)
FM Approvals (TST1867)	3006346	FM 4470 (2022)
FM Approvals (TST1867)	3007148	FM 4470 (2022)
FM Approvals (TST1867)	3009499	FM 4470 (2022)
FM Approvals (TST1867)	3011248	FM 4470 (2022)
FM Approvals (TST1867)	3012064	FM 4470 (2022)
FM Approvals (TST1867)	3012974	FM 4470 (2022)
FM Approvals (TST1867)	3014090	FM 4470 (2022)
FM Approvals (TST1867)	3015484	FM 4470 (2022)
FM Approvals (TST1867)	3020600	FM 4470 (2022)
FM Approvals (TST1867)	3020703	FM 4470 (2022)
FM Approvals (TST1867)	3025158	FM 4474 (2020)
FM Approvals (TST1867)	3026130	FM 4470 (2022)
FM Approvals (TST1867)	3026151	FM 4470 (2022)
FM Approvals (TST1867)	3031797	FM 4470 (2022)
FM Approvals (TST1867)	3036559	FM 4470 (2022)
FM Approvals (TST1867)	3037222	FM 4470 (2022)
FM Approvals (TST1867)	3037540	FM 4470 (2022)
FM Approvals (TST1867)	3039653	FM 4470 (2022)
FM Approvals (TST1867)	3040205	FM 4470 (2022)
FM Approvals (TST1867)	3040986	FM 4470 (2022)
FM Approvals (TST1867)	3043824	FM 4470 (2022)
FM Approvals (TST1867)	3046174	FM 4470 (2022)
FM Approvals (TST1867)	3053933	FM 4470 (2022)
FM Approvals (TST1867)	3054150	FM 4470 (2022)
FM Approvals (TST1867)	3055167	FM 4470 (2022)
FM Approvals (TST1867)	3061218	FM 4470 (2022)
FM Approvals (TST1867)	3061804	FM 4470 (2022)
FM Approvals (TST1867)	3060610	FM 4470 (2022)
FM Approvals (TST1867)	3D4A4.AM	FM 4470 (2022)
FM Approvals (TST1867)	PR449524	FM 4470 (2022)
FM Approvals (TST1867)	PR450753	FM 4470 (2022)
FM Approvals (TST1867)	PR450753	FM 4470 (2022)
FM Approvals (TST1867)	PR451973	FM 4470 (2022)
FM Approvals (TST1867)	PR453769	FM 4470 (2022)
FM Approvals (TST1867)	PR454134	FM 4470 (2022)
FM Approvals (TAS1867)	PR455182	FM 4470 (2022)
FM Approvals (TAS1867)	PR459758	FM 4470 (2022)
FM Approvals (TAS1867)	PR460648	FM 4470 (2022)
FM Approvals (TST1867)	PR461495	FM 4470 (2022)
FM Approvals (TAS1867)	RR229337	FM 4470 (2022)
FM Approvals (TAS1867)	RR229338	FM 4470 (2022)
FM Approvals (TAS1867)	RR229341	FM 4470 (2022)

This evaluation report is provided for State of Florida product approval under Rule 61G20-3. The manufacturer shall notify CREEK Technical Services, LLC of any product changes or quality assurance changes throughout the duration for which this report is valid. This evaluation report does not express nor imply warranty, installation, recommended use, or other product attributes that are not specifically addressed herein.

Entity	Report No.	Standards (Year)
FM Approvals (TAS1867)	RR229344	FM 4470 (2022)
FM Approvals (TAS1867)	RR230185	FM 4470 (2022)
FM Approvals (TAS1867)	RR231048	FM 4470 (2022)
FM Approvals (TAS1867)	RR231335	FM 4470 (2022)
FM Approvals (TAS1867)	RR231336	FM 4470 (2022)
FM Approvals (TAS1867)	RR231338	FM 4470 (2022)
FM Approvals (TAS1867)	RR232568	FM 4470 (2022)
FM Approvals (TST1867)	RR232747	FM 4470 (2022)
FM Approvals (TST1867)	RR233717	FM 4470 (2022)
FM Approvals (TST1867)	RR234327	FM 4470 (2022)
FM Approvals (TST1867)	RR460477	FM 4470 (2022)
FM Approvals (TST1867)	RR234751	FM 4470 (2022)
Nemo| Etc LLC (TST6049)	4a-CEL-19-LSWUS-01.C	FM 4474 (2020)
Nemo| Etc LLC (TST6049)	4a-CEL-22-LSWUS-.01A	FM 4474(B) (2020) UL 1897 (2015)
Nemo| Etc LLC (TST6049)	4a-JM-23-LSWUS-01.A.R1	UL 1897 (2015)
Nemo| Etc LLC (TST6049)	4a-JM-23-LSWUS-02.A	UL 1897 (2015)
Nemo| Etc LLC (TST6049)	4a-JM-23-LSWUS-03.A	FM 4474(D) (2020)
PRI Construction Materials Technologies (TST5878)	GPGC-046-02-01	FM 4470 (2022)
PRI Construction Materials Technologies (TST5878)	JMC-065-02-01	ASTM D 6163 (2021)
PRI Construction Materials Technologies (TST5878)	JMC-066-02-01	ASTM D 6163 (2021)
PRI Construction Materials Technologies (TST5878)	JMC-070-02-01	ASTM D 2178 [2015a(2021)]
PRI Construction Materials Technologies (TST5878)	JMC-071-02-01	ASTM D 2178 [2015a(2021)]
PRI Construction Materials Technologies (TST5878)	JMC-072-02-01	ASTM D 4601 [2004(2020)]
PRI Construction Materials Technologies (TST5878)	JMC-074-02-01	ASTM D 4897 [2016(2023)]
PRI Construction Materials Technologies (TST5878)	JMC-081-02-01.02	TAS 117(B&C) (1995)
PRI Construction Materials Technologies (TST5878)	JMC-091-02-01	ASTM D 4601 [2004(2020)]
PRI Construction Materials Technologies (TST5878)	JMC-093-02-01	ASTM D 4601 [2004(2020)]
PRI Construction Materials Technologies (TST5878)	JMC-096-02-01	TAS 117(A&B) (1995)
PRI Construction Materials Technologies (TST5878)	JMC-107-02-01,11	ASTM D 903 (1998(2010)) ASTM D 1876 (2008(2015)e1) ASTM D 5147 (2014) TAS 117(A&B) (1995) TAS 114(C) (1995)
PRI Construction Materials Technologies (TST5878)	JMC-108-02-01	FM 4474(D) (2020)
PRI Construction Materials Technologies (TST5878)	JMC-114-02-01	FM 4474(D) (2020)
PRI Construction Materials Technologies (TST5878)	JMC-118-02-02	FM 4474(C) (2020)
PRI Construction Materials Technologies (TST5878)	JMC-131-02-01	FM 4474(B) (2020)
PRI Construction Materials Technologies (TST5878)	JMC-132-02-01	FM 4474(B) (2020)
PRI Construction Materials Technologies (TST5878)	JMC-141-02-01	FM 4474(D) (2020)
PRI Construction Materials Technologies (TST5878)	JMC-168-02-01	FM 4474(D) (2020)
PRI Construction Materials Technologies (TST5878)	JMC-171-02-01	ASTM D 6163 (2021)
PRI Construction Materials Technologies (TST5878)	JMC-222-02-01	FM 4474(D) (2020)
PRI Construction Materials Technologies (TST5878)	JMC-222-02-02A	UL 1897 (2015)
PRI Construction Materials Technologies (TST5878)	JMC-222-02-02	FM 4474(D) (2020)
PRI Construction Materials Technologies (TST5878)	JMC-225-02-01	FM 4474(B) (2020)
PRI Construction Materials Technologies (TST5878)	JMC-234-02-03	ASTM D 6163 (2021)
PRI Construction Materials Technologies (TST5878)	JMC-222-02-04	FM 4474(D) (2020)
PRI Construction Materials Technologies (TST5878)	JMC-227-02-01	FM 4474(D) (2020)
PRI Construction Materials Technologies (TST5878)	JMC-234-02-06	FM 4474(D) (2020)
PRI Construction Materials Technologies (TST5878)	JMC-242-02-01	FM 4474(D) (2020)
PRI Construction Materials Technologies (TST5878)	JMC-242-02-02	FM 4474(B) (2020)
PRI Construction Materials Technologies (TST5878)	JMC-242-02-03	FM 4474(C) (2020)
PRI Construction Materials Technologies (TST5878)	JMC-245-02-01	FM 4474(D) (2020) UL 1897 (2015)
PRI Construction Materials Technologies (TST5878)	JMC-245-02-02	FM 4474(B) (2020)
PRI Construction Materials Technologies (TST5878)	JMC-246-02-01	FM 4474(B) (2020)
PRI Construction Materials Technologies (TST5878)	JMC-267-02-01	FM 4474(D) (2020) UL 1897 (2015)
PRI Construction Materials Technologies (TST5878)	JMC-267-02-02	FM 4474(B) (2020)
PRI Construction Materials Technologies (TST5878)	JMC-268-02-01	FM 4474(D) (2020) UL 1897 (2015)

This evaluation report is provided for State of Florida product approval under Rule 61G20-3. The manufacturer shall notify CREEK Technical Services, LLC of any product changes or quality assurance changes throughout the duration for which this report is valid. This evaluation report does not express nor imply warranty, installation, recommended use, or other product attributes that are not specifically addressed herein.

Entity	Report No.	Standards (Year)
PRI Construction Materials Technologies (TST5878)	JMC-272-02-01	FM 4474(D) (2020) UL 1897 (2015)
PRI Construction Materials Technologies (TST5878)	JMC-308-02-01	FM 4474(B) (2020)
PRI Construction Materials Technologies (TST5878)	JMC-339-02-03	ASTM C 1289 (2023a) ASTM E 84 (2024)
PRI Construction Materials Technologies (TST5878)	JMC-339-02-04	ASTM C 1289 (2023a) ASTM E 84 (2024)
PRI Construction Materials Technologies (TST5878)	507T0002	FM 4474(D) (2020) UL 1897 (2015)
PRI Construction Materials Technologies (TST5878)	507T0003	FM 4474(B) (2020)
PRI Construction Materials Technologies (TST5878)	507T0009	FM 4474(C) (2020)
PRI Construction Materials Technologies (TST5878)	507T0031	FM 4474(C) (2020)
PRI Construction Materials Technologies (TST5878)	507T0061	FM 4474(B) (2020) UL 1897 (2015)
PRI Construction Materials Technologies (TST5878)	507T0065	FM 4474(B) (2020) UL 1897 (2015)
PRI Construction Materials Technologies (TST5878)	507T0105	ASTM D 6163 (2021)
PRI Construction Materials Technologies (TST5878)	507T0144B	FM 4474(C) (2020)
PRI Construction Materials Technologies (TST5878)	507T0155	FM 4474(B) (2020)
PRI Construction Materials Technologies (TST5878)	507T0174	FM 4474(C) (2020)
PRI Construction Materials Technologies (TST5878)	507T0181	FM 4474(C) (2020)
PRI Construction Materials Technologies (TST5878)	507T0187.2	TAS 117(A&B) (1995) FM 4470 (2022)
PRI Construction Materials Technologies (TST5878)	507T0218	FM 4474(C) (2020)
PRI Construction Materials Technologies (TST5878)	507T0224	FM 4474(D) (2020)
PRI Construction Materials Technologies (TST5878)	507T0241	FM 4474(D) (2020)
PRI Construction Materials Technologies (TST5878)	507T0249	FM 4474(B) (2020)
PRI Construction Materials Technologies (TST5878)	507T0250	FM 4474(B) (2020)
PRI Construction Materials Technologies (TST5878)	507T0256A	FM 4474(C) (2020)
PRI Construction Materials Technologies (TST5878)	507T0266	FM 4474(D) (2020) UL 1897 (2015)
PRI Construction Materials Technologies (TST5878)	507T0267	FM 4474(C) (2020)
PRI Construction Materials Technologies (TST5878)	507T0268	FM 4474(B) (2020)
PRI Construction Materials Technologies (TST5878)	507T0270B	FM 4474(D) (2020) UL 1897 (2015)
PRI Construction Materials Technologies (TST5878)	507T0271	FM 4474(B) (2020)
PRI Construction Materials Technologies (TST5878)	507T0273	FM 4474(C) (2020)
PRI Construction Materials Technologies (TST5878)	507T0277	FM 4474(C) (2020)
PRI Construction Materials Technologies (TST5878)	507T0278	FM 4474(C) (2020)
PRI Construction Materials Technologies (TST5878)	507T0293	ASTM D 4601 [2004(2020)]
PRI Construction Materials Technologies (TST5878)	507T0302	FM 4474(D) (2020)
PRI Construction Materials Technologies (TST5878)	507T0303	FM 4474(D) (2020)
PRI Construction Materials Technologies (TST5878)	507T0306.1	FM 4474(D)(2020) TAS 114(J) (2011)
PRI Construction Materials Technologies (TST5878)	507T0320	FM 4474(C) (2020)
PRI Construction Materials Technologies (TST5878)	507T0326A	FM 4474(B) (2020)
PRI Construction Materials Technologies (TST5878)	507T0331	FM 4474(C) (2020)
PRI Construction Materials Technologies (TST5878)	507T0336	FM 4474(B) (2020)
PRI Construction Materials Technologies (TST5878)	507T0339	FM 4474(D) (2020)
PRI Construction Materials Technologies (TST5878)	507T0394	FM 4474(D) (2020)
PRI Construction Materials Technologies (TST5878)	507T0342	UL 1897 (2015)
PRI Construction Materials Technologies (TST5878)	507T0343	UL 1897 (2015)
PRI Construction Materials Technologies (TST5878)	507T0344	UL 1897 (2015)
PRI Construction Materials Technologies (TST5878)	507T0381	FM 4474(B) (2020)
PRI Construction Materials Technologies (TST5878)	507T0392	FM 4474(B) (2020)
PRI Construction Materials Technologies (TST5878)	507T0394	FM 4474(D) (2020)
PRI Construction Materials Technologies (TST5878)	507T0404	UL 1897 (2015)
PRI Construction Materials Technologies (TST5878)	507T0405	UL 1897 (2015)
PRI Construction Materials Technologies (TST5878)	507T0407A	FM 4474(D) (2020)
PRI Construction Materials Technologies (TST5878)	507T0407B	UL 1897 (2015)
PRI Construction Materials Technologies (TST5878)	507T0410.1	FM 4474(C) (2020)
PRI Construction Materials Technologies (TST5878)	507T0414	ASTM D 903 (1998)

This evaluation report is provided for State of Florida product approval under Rule 61G20-3. The manufacturer shall notify CREEK Technical Services, LLC of any product changes or quality assurance changes throughout the duration for which this report is valid. This evaluation report does not express nor imply warranty, installation, recommended use, or other product attributes that are not specifically addressed herein.

Entity	Report No.	Standards (Year)
PRI Construction Materials Technologies (TST5878)	507T0443	FM 4474(B) (2020)
PRI Construction Materials Technologies (TST5878)	507T0461	FM 4474(B) (2020)
PRI Construction Materials Technologies (TST5878)	507T0427	UL 1897 (2015)
PRI Construction Materials Technologies (TST5878)	507T0425	FM 4474(B) (2020)
PRI Construction Materials Technologies (TST5878)	507T0459	FM 4474(C) (2020)
PRI Construction Materials Technologies (TST5878)	507T0460	UL 1897 (2015)
PRI Construction Materials Technologies (TST5878)	507T0463A	FM 4474(B) (2020)
PRI Construction Materials Technologies (TST5878)	507T0463B	FM 4474(B) (2020)
PRI Construction Materials Technologies (TST5878)	507T0467A	UL 1897 (2015)
PRI Construction Materials Technologies (TST5878)	507T0469A	FM 4474(B) (2020)
PRI Construction Materials Technologies (TST5878)	507T0467B	FM 4474(D) (2020)
PRI Construction Materials Technologies (TST5878)	507T0469B	FM 4474(B) (2020)
PRI Construction Materials Technologies (TST5878)	507T0079	ASTM D3909/D3909M (2022)
PRI Construction Materials Technologies (TST5878)	507T0092	ASTM D3909/D3909M (2022)
PRI Construction Materials Technologies (TST5878)	507T0117	ASTM D4601/D4601M [2004(2020)]
PRI Construction Materials Technologies (TST5878)	507T0120	ASTM D2178/D2178M [2015a(2021)]
PRI Construction Materials Technologies (TST5878)	507T0121	ASTM D2178/D2178M [2015a(2021)]
PRI Construction Materials Technologies (TST5878)	507T0122	ASTM D4601/D4601M [2004(2020)]
PRI Construction Materials Technologies (TST5878)	507T0123	ASTM D4897/D4897M [2016(2023)]
PRI Construction Materials Technologies (TST5878)	507T0310	ASTM D3909/D3909M (2022)
PRI Construction Materials Technologies (TST5878)	507T0491	FM 4474(D) (2020)
PRI Construction Materials Technologies (TST5878)	507T0492	FM 4474(C) (2020)
PRI Construction Materials Technologies (TST5878)	507T0613A	FM 4474(B) (2020) ASTM D 903 (2017) TAS 117(B) (1995)
PRI Construction Materials Technologies (TST5878)	507T0615	FM 4474(B) (2020)
PRI Construction Materials Technologies (TST5878)	507T0619	FM 4474(B) (2020)
PRI Construction Materials Technologies (TST5878)	507T0621	FM 4474(C) (2020)
PRI Construction Materials Technologies (TST5878)	507T0624B	FM 4474(C) (2020)
PRI Construction Materials Technologies (TST5878)	507T0623	FM 4474(B) (2020)
PRI Construction Materials Technologies (TST5878)	507T0627A	Physical properties
PRI Construction Materials Technologies (TST5878)	507T0627B	Physical properties
PRI Construction Materials Technologies (TST5878)	507T0629	UL 1897 (2015)
PRI Construction Materials Technologies (TST5878)	507T0637	FM 4474(C) (2020)
Trinity|ERD (TST6049)	00257.03.05-1	ASTM D 6163 (2021)
Trinity|ERD (TST6049)	02843.02.05-10	FM 4474 (2020)
Trinity|ERD (TST6049)	02843.02.07	FM 4474 (2020)
Trinity|ERD (TST6049)	10390A-10.97-1	FM 4474 (2020)
Trinity|ERD (TST6049)	10390A-12.97-1	FM 4474 (2020)
Trinity|ERD (TST6049)	10391.01.03	FM 4474 (2020)
Trinity|ERD (TST6049)	4251.08.96-1	FM 4474 (2020)
Trinity|ERD (TST6049)	4670.03.01-1	TAS 117(A&B) (1995)
Trinity|ERD (TST6049)	4670.07.97-1	TAS 117 (1995)
Trinity|ERD (TST6049)	4670.10.95-1	TAS 117(B) (1995)
Trinity|ERD (TST6049)	4674.11.01-1-R4	TAS 117(B) (1995)
Trinity|ERD (TST6049)	A35880.04.12	TAS 117 (1995)
Trinity|ERD (TST6049)	J34190.03.11	FM 4474 (2020)
Trinity|ERD (TST6049)	J45020.07.13	FM 4474 (2020)
Trinity|ERD (TST6049)	J5260.03.07	FM 4474 (2020)
Trinity|ERD (TST6049)	J7670.06.08	ASTM D 3909 (2022)
Trinity|ERD (TST6049)	JM-11190.03.16	FM 4474(D) (2020)
Trinity|ERD (TST6049)	JM-SC11320.03.16	FM 4474 (2020)

This evaluation report is provided for State of Florida product approval under Rule 61G20-3. The manufacturer shall notify CREEK Technical Services, LLC of any product changes or quality assurance changes throughout the duration for which this report is valid. This evaluation report does not express nor imply warranty, installation, recommended use, or other product attributes that are not specifically addressed herein.

LIMITATIONS

1. This report is not for use in the HVHZ.
2. Fire classification is not within the scope of this evaluation.
3. Installation of the evaluated products shall comply with this report, the FBC, and the manufacturer's published application instructions. Where discrepancies exist between these sources, the more restrictive and FBC compliant installation detail shall prevail.
4. The roof deck and the roof deck attachment information are provided based on testing. FBC requirements for the rational design of the roof deck, including the attachment, are not within scope of this evaluation.
5. Foam plastic insulation shall be installed in accordance with the FBC Section 2603.4 and 2603.6.
6. The minimum roof slope shall be 1/4:12 for new construction.
7. For assemblies containing mechanical attachment or adhered in ribbon-applied adhesive, the allowable uplift pressure for the selected assembly shall meet or exceed the minimum design loads as determined in accordance with the FBC Chapter 16. The attachment density may be increased by a qualified design professional, as necessary, to meet the design pressure requirements in the periphery zones. Calculations shall be conducted in compliance with RAS 117, RAS 137, or Section 2.2.10.1 FM LPDS 1-29 (July 2022).
8. Reroofing applications shall be examined in accordance with FBC Section 1511. For mechanically fastened systems, a field withdrawal resistance test (ANSI/SPRI FX-1 or TAS 105) shall be conducted by a qualified professional to ensure the fastener meets the minimum design load requirements of the system. For adhered systems, a field uplift resistance test (ASTM E 907, FM LPDS 1-52, ANSI/SPRI IA-1, or TAS 124) shall be conducted to confirm conformance of the existing to the minimum design loads.
9. For assemblies adhered in ribbon-applied adhesive, the allowable uplift pressure for the selected assembly shall meet or exceed the minimum design loads as determined in accordance with the FBC Chapter 16. The attachment density may be increased by a qualified design professional, as necessary, to meet the design pressure requirements in the periphery zones. Calculations shall be conducted in compliance with Section 2.2.10.1 FM LPDS 1-29 (July 2022).
10. Materials shall conform to FBC Sections 1506 and 1711.
11. FBC Section 1504.3.1.1 is not within the scope of this evaluation.
12. All products listed in this report shall be manufactured under a quality assurance program in compliance with Rule 61G20-3.

This evaluation report is provided for State of Florida product approval under Rule 61G20-3. The manufacturer shall notify CREEK Technical Services, LLC of any product changes or quality assurance changes throughout the duration for which this report is valid. This evaluation report does not express nor imply warranty, installation, recommended use, or other product attributes that are not specifically addressed herein.

COMPLIANCE STATEMENT

This report has been prepared in accordance with F.A.C. Rule 61G20-3.

This item has been digitally signed and sealed by Zachary R. Priest, PE, on 9/9/2026.

Printed copies of this document are not considered signed and sealed and the signature must be verified on any electronic copies.

Digitally signed by Zachary R. Priest

2026.09.09 15:21:40 -04'00'

Zachary R. Priest, P.E.
Florida Registration No. 74021
Organization No. ANE9641

CERTIFICATION OF INDEPENDENCE

CREEK Technical Services, LLC does not have, nor will it acquire, a financial interest in any company manufacturing or distributing products under this evaluation.

CREEK Technical Services, LLC is not owned, operated, or controlled by any company manufacturing or distributing products under this evaluation.

Zachary R. Priest, P.E. does not have, nor will acquire, a financial interest in any company manufacturing or distributing products under this evaluation.

Zachary R. Priest, P.E. does not have, nor will acquire, a financial interest in any other entity involved in the approval process of the product.

APPENDICES

1) APPENDIX A – Installation (5 pages)
2) APPENDIX B – Nomenclature and Approved Assemblies (21 pages)

This evaluation report is provided for State of Florida product approval under Rule 61G20-3. The manufacturer shall notify CREEK Technical Services, LLC of any product changes or quality assurance changes throughout the duration for which this report is valid. This evaluation report does not express nor imply warranty, installation, recommended use, or other product attributes that are not specifically addressed herein.

INSTALLATION

Note - Refer to the APPROVED ASSEMBLIES section of this report within Appendix B for specific installation details of a selected assembly.

Unless otherwise specified in this report the following installation details shall be met for the named products:

Component	Product	Installation Detail
Fastening Systems	JM All Purpose Fastener	#14 fasteners; Min. 3/4-inch penetration through the top rib of the steel deck or wood deck; Min. 1-inch penetration into concrete deck
	JM High Load Fastener	#15 fastener; Min. 3/4-inch penetration through the top rib of the steel deck or wood deck
	JM Lightweight Concrete (LWC) CR Base Fastener	Min. 1.7-inch shank; Pre-Assembled with 2.7-inch galvalume coated steel plate. Full embedment of shank into substrate
	JM Polymer Auger Fastener	Min. 2-inch embedment into gypsum or cementitious wood fiber decks
	JM Polymer Auger Plate 3”	For use with Polymer Auger Fastener; 3-inch round plate
	JM Structural Concrete Deck Fasteners	Hammer-in fasteners; Min. 1-inch penetration into concrete deck
	JM UltraFast Fastener	#12 fastener; Min. 3/4-inch penetration through the top rib of the steel deck or wood deck
	JM UltraFast 3” Round Metal Plate or UltraFast Plate Metal Recessed	3-inch diameter round; Galvalume steel plate
	JM UltraFast Plastic Plate	3-inch diameter round; High Density Polyolefin plate
	JM UltraFast Square Metal Plate or UltraFast Plate Metal Flat	3-inch square; Galvalume steel plate
	JM UltraLok	Min. 1.4-inch shank; Pre-Assembled with 2.7-inch galvalume coated steel plate. Full embedment of shank into substrate
	SFS Intec Dekfast DF-#12-PH3 Fastener	#12 fasteners; Min. 3/4-inch penetration through the top rib of the steel deck or wood deck;
	SFS Intec Dekfast DF-#14-PH3 Fastener	#15 fasteners; Min. 3/4-inch penetration through the top rib of the steel deck or wood deck; Min. 1-inch penetration into concrete deck
	SFS Intec Dekfast DF-#15-PH3 Fastener	#15 fasteners; Min. 3/4-inch penetration through the top rib of the steel deck or wood deck; Min. 1-inch penetration into concrete deck
	SFS Intec Dekfast PLT-H-2-7/8	2-7/8” hexagonal galvalume steel stress plate
	SFS Intec Dekfast PLT-R-3	3-inch diameter round; Galvalume steel plate
	Trufast 3” Metal Insulation Plate	3-inch diameter round; Galvalume steel plate
	Trufast #12 DP Fastener	#12 fasteners; Min. 3/4-inch penetration through the top rib of the steel deck or wood deck;
	Trufast #14 HD Fastener	#14 fasteners; Min. 3/4-inch penetration through the top rib of the steel deck or wood deck; Min. 1-inch penetration into concrete deck
	Trufast #15 EHD Fastener	#15 fasteners; Min. 3/4-inch penetration through the top rib of the steel deck or wood deck;
	Trufast Twin-Loc Nail	Min. 1.4-inch shank; Base sheet fastener with and without integrated 2.7-inch diameter plate.
	TRUFAST VERSA-FAST Fastener	Min. 2 1/4-inch length; Min. 2 1/4-inch embedment into for LWIC or Gypsum decks; Min. 3/4-inch penetration through wood deck

This evaluation report is provided for State of Florida product approval under Rule 61G20-3. The manufacturer shall notify CREEK Technical Services, LLC of any product changes or quality assurance changes throughout the duration for which this report is valid. This evaluation report does not express nor imply warranty, installation, recommended use, or other product attributes that are not specifically addressed herein.

APPENDIX A

Component	Product	Installation Detail
Insulation Adhesives	JM One-Step Foamable Adhesive	Ribbon adhered in 3/4 to 1-inch wide beads
	JM Two Part Urethane Insulation Adhesive or JM Two-Part UIA	
	JM Two-Part Urethane Adhesive Canister or JM Two-Part UIA Canister	
	JM Roofing System Urethane Adhesive	Ribbon adhered in 3/4-inch wide beads
	ASTM D 312, Type IV Asphalt	Fully adhered within the EVT range at a rate of 20-40 lbs/100 ft^2
Roof Cover Adhesives	JM MBR Bonding Adhesive	Fully adhered at a rate of 1.5-2.0 gal/100 ft^2
	ASTM D 312, Type IV Asphalt	Fully adhered within the EVT range at a rate of 20-40 lbs/100 ft^2
Insulation/Cover Boards	EPS	Min. 0.5-inch, min. 1.5 pcf expanded polystyrene; Adhered boards shall be a maximum 4-ft x 4-ft
	Georgia-Pacific DensDeck	Min. 1/4-inch thick
	Georgia-Pacific DensDeck Prime	
	Georgia-Pacific DensDeck StormX Prime	Min. 5/8-inch thick
	JM DynaBoard	Min. 1/8-inch thick
	JM ENRGY 3 and tapered	Min. 1/2-inch thick; Min. 20 psi; Adhered boards shall be a maximum 4-ft x 4-ft
	JM ENRGY 3 C1 and tapered	
	JM ENRGY 3 AGF and tapered	
	JM ENRGY 3 CGF and tapered	
	JM ENRGY 3 C1 CGF and tapered	
	JM ENRGY 3 FR and tapered	Min. 1/2-inch thick; Min. 20 psi; Adhered boards shall be a maximum 4-ft x 4-ft
	JM Invinsa Roof Board	Min. 1/4-inch thick; Adhered boards shall be a maximum 4-ft x 4-ft
	JM Invinsa FR Roof Board	Min. 1/4-inch thick; Adhered boards shall be a maximum 4-ft x 4-ft
	JM ProtectoR HD	1/2-inch thick; Min. 80 psi; Adhered boards shall be a maximum 4 ft x 4 ft
	JM ProtectoR HD FR	
	JM DuraBoard	Min. 1/2-inch thick; Adhered boards shall be a maximum 4-ft x 4-ft
	JM Retro-Fit Board	
	JM RetroPlus Roof Board	
	JM Fesco Board	Min. 3/4-inch thick
	JM SECUROCK Gypsum-Fiber Roof Board	Min. 1/4-inch thick
	JM SECUROCK Glass-Mat Roof Board	
	JM SeparatoR	1/2-inch thick; Min. 25 psi; Adhered boards shall be a maximum 4 ft x 4 ft
	JM SeparatoR CGF	
	JM SeparatoR FR	
	JM DuraFoam	Min. 1.5-inch thick; Adhered boards shall be a maximum 4-ft x 4-ft
	JM FescoFoam	
	National Gypsum DEXcell Cement Roof Board	Min. 7/16-inch thick; Adhered boards shall be a maximum 4-ft x 4-ft
	National Gypsum DEXcell Glass Mat Roof Board	Min. 1/4-inch thick
	National Gypsum DEXcell FA Glass Mat Roof Board	

This evaluation report is provided for State of Florida product approval under Rule 61G20-3. The manufacturer shall notify CREEK Technical Services, LLC of any product changes or quality assurance changes throughout the duration for which this report is valid. This evaluation report does not express nor imply warranty, installation, recommended use, or other product attributes that are not specifically addressed herein.

APPENDIX A

Component	Product	Installation Detail
Base/Ply Sheets	DynaBase	Min. 3-inch wide side-laps; Min. 6-inch end laps
	DynaBase 3.0	
	GlasPly IV	
	GlasPly Premier	
	PermaPly 28	
	Ventsulation Felt	
Cap Sheets	GlasKap	Min. 3-inch side-laps; Min. 6-inch end-laps
	GlasKap CR G	
Cellular Lightweight Insulating Concrete	Celcore MF	Slurry coat min. 1/8-inch thick; 1-inch thick EPS holey board (1 lbs/ft^3); Min. 2-inch thick top coat; Celcore PVA curing compound applied at rate of 300 ft^2/gal
	Celcore MF with HS Rheology Modifying Admixture	
	Celcore S-1	Applied in a continuous film with a broom prior to placement of the Celcore Lightweight Insulating Concrete
	Mearlcrete	Slurry coat min. 1/8-inch thick; Min. 1-inch thick EPS holey board (1 lbs/ft^3); Min. 2-inch top coat
	Elastizell	
	Concrecel	
	Cellular Lightweight Insulating Concrete	
Vapor Barrier	DynaBase HW	Min. 3-inch wide side-laps; Min. 6-inch end laps; Torch adhered to primed concrete deck
	DynaWeld 180 S	
	DynaWeld Cap 180 FR	
	JM DynaBase	Min. 3-inch wide side-laps; Min. 6-inch end laps; Applied with hot or cold *approved* adhesives
	JM DynaBase PR	
	JM DynaLastic 180 S	
	JM DynaLastic 250 S	
	JM DynaFast 180 S	
	JM DynaGrip Base SD/SA	Min. 3-inch wide side-laps; Min. 6-inch end laps; Self-adhered
	JM DynaGrip Base PR SD/SA	
	Vapor Barrier SA	Self-adhered to wood, gypsum or concrete decks primed with JM SA Primer Low VOC for JM SA Primer at a rate of 0.5 gal/100 ft^2; Min. 3-inch sides laps; Min. 6-inch end laps
	Vapor Barrier SAR	
Vapor Barrier Adhesives	DynaSet 1k	Min. 4-inch side laps sealed at a rate of 1.5-2.0gal/100ft^2; Applied to substrate in 0.75 to 1-inch wide continuous ribbons; See Membrane Adhesive instructions for base, ply, and cap sheet application instructions;
	DynaSet 2k	

This evaluation report is provided for State of Florida product approval under Rule 61G20-3. The manufacturer shall notify CREEK Technical Services, LLC of any product changes or quality assurance changes throughout the duration for which this report is valid. This evaluation report does not express nor imply warranty, installation, recommended use, or other product attributes that are not specifically addressed herein.

APPENDIX A

Insulation/Cover Board Fastening Patterns

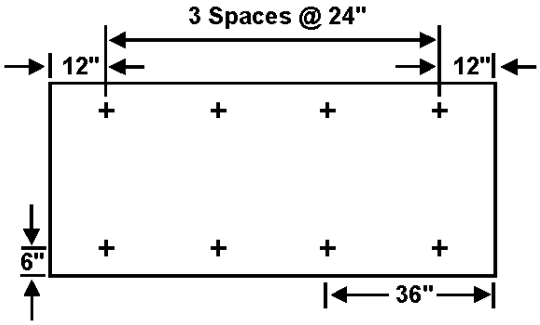

8 per 4-ft x 8-ft board
(Max. 4.0-ft^2 contributory area per fastener)

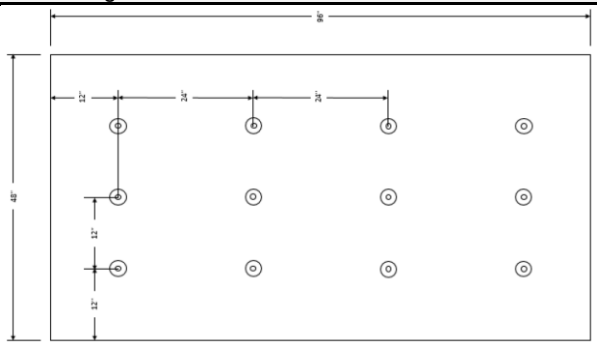

12 per 4-ft x 8-ft board
(Max. 2.67-ft^2 contributory area per fastener)

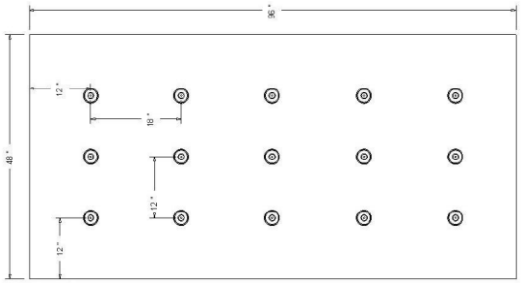

15 per 4-ft x 8-ft board
(Max. 2.0-ft^2 contributory area per fastener)

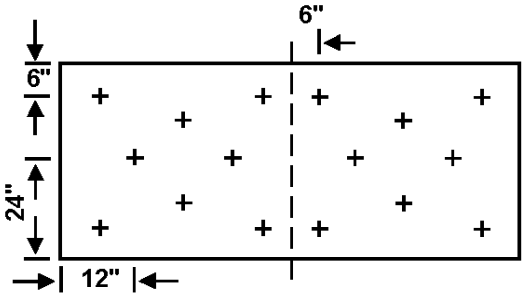

16 per 4-ft x 8-ft board
(Max. 2.0-ft^2 contributory area per fastener)

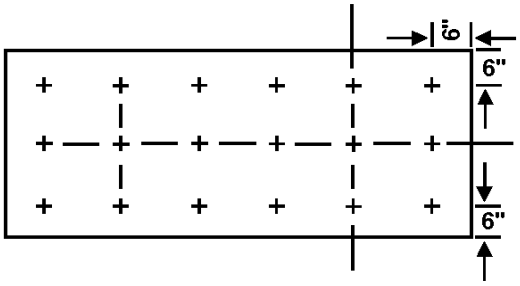

18 per 4-ft x 8-ft board
(Max. 1.78-ft^2 contributory area per fastener)

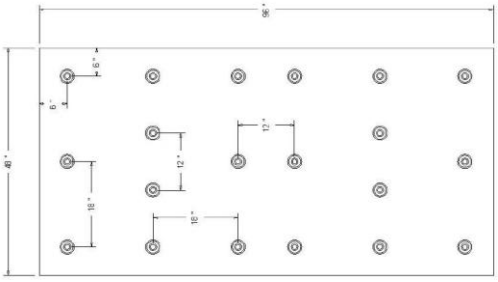

20 per 4-ft x 8-ft board
(Max. 1.6-ft^2 contributory area per fastener)

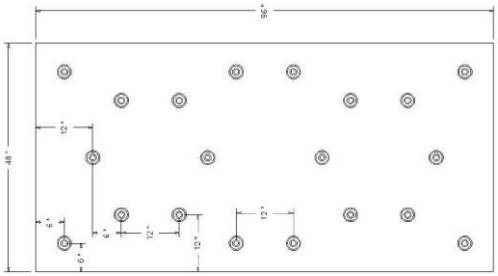

20 per 4-ft x 8-ft board Alt.
(Max. 1.6-ft^2 contributory area per fastener)

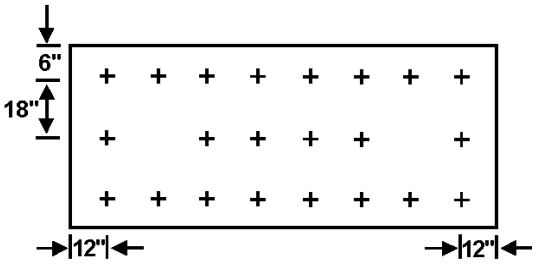

22 per 4-ft x 8-ft board
(Max. 1.45-ft^2 contributory area per fastener)

This evaluation report is provided for State of Florida product approval under Rule 61G20-3. The manufacturer shall notify CREEK Technical Services, LLC of any product changes or quality assurance changes throughout the duration for which this report is valid. This evaluation report does not express nor imply warranty, installation, recommended use, or other product attributes that are not specifically addressed herein.

Insulation/Cover Board Fastening Patterns	
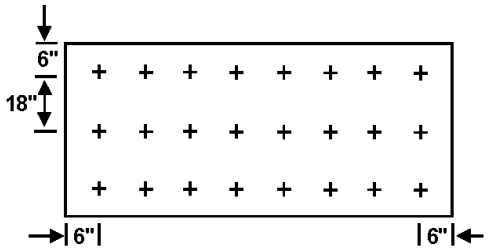 *24 per 4-ft x 8-ft board* (Max. 1.33-ft^2 contributory area per fastener)	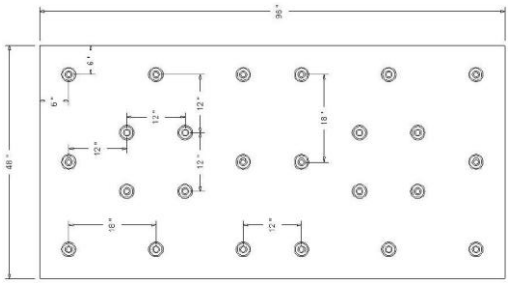 *24 per 4-ft x 8-ft board Alt.* (Max. 1.33-ft^2 contributory area per fastener)
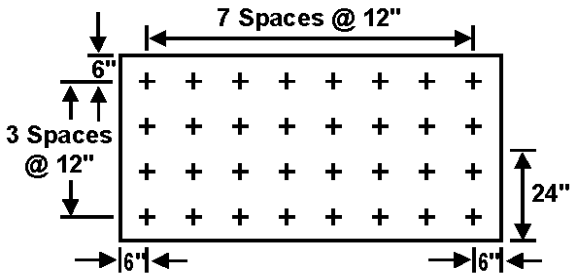 *32 per 4-ft x 8-ft board* (Max. 1.0-ft^2 contributory area per fastener)	

This evaluation report is provided for State of Florida product approval under Rule 61G20-3. The manufacturer shall notify CREEK Technical Services, LLC of any product changes or quality assurance changes throughout the duration for which this report is valid. This evaluation report does not express nor imply warranty, installation, recommended use, or other product attributes that are not specifically addressed herein.

NOMENCLATURE

The following naming conventions are utilized to specify products in the APPROVED ASSEMBLIES section of this report. Refer to the nomenclature below when deciphering the allowable products for use in the selected assembly. Installation requirements shall be as noted in the APPROVED ASSEMBLIES and INSTALLATION section of this report.

Name	Definition		
2UIA	JM Two-Part Urethane Insulation Adhesive, JM Two-Part UIA, JM Two-Part Urethane Adhesive Canister, or JM Two-Part UIA Canister		
AP Fasteners & Plates	All Purpose Fastener, Trufast #14 HD Fastener or Structural Concrete Deck Fastener (concrete only) and UltraFast 3" Round Metal Plate, UltraFast Plate Metal Recessed, UltraFast Plate Metal Flat, or UltraFast Square Metal Plate		
Celcore MF	Celcore MF with HS Rheology Modifying Admixture Cellular Lightweight Insulating Concrete		
Cover Board	One layer of any of the following products: -Georgia-Pacific DensDeck -Georgia-Pacific DensDeck Prime -Georgia-Pacific DensDeck StormX Prime -JM DynaBoard -JM Invinsa Roof Board -JM Invinsa FR Roof Board -JM ProtectorR HD -JM ProtectorR HD FR -JM SECUROCK Glass-Mat Roof Board -JM SECUROCK Gypsum-Fiber Roof Board -National Gypsum DEXcell FA Glass Mat Roof Board -National Gypsum DEXcell Glass Mat Roof Board -National Gypsum DEXcell Cement Roof Board		
Deck Detail	All decks shall be designed by others in accordance with FBC requirements.		
	Concrete Deck	Min. f'_c = 2,500 psi at 28 days	
	Steel Deck	Min. 22 ga, Wide Rib Deck (Type WR) conforming to ANSI/SDI-RD1.0 & FBC; 0.5% Vented for *LWIC* applications only.	
		G<#>	Min. Grade <#> of *Steel Deck*
	Wood Deck	APA span-rated sheathing.	
		T<#>O	Min. <#>-inch thickness of the OSB sheathing complying with PS 2-18
		T<#>P	Min. <#>-inch thickness of the plywood sheathing complying with PS 1-19
		L<#>	Max. span of <#> inches
DensDeck	Min. 1/4-inch Georgia-Pacific DensDeck		
DensDeck Prime	Min. 1/4-inch Georgia-Pacific DensDeck Prime; or DensDeck StormX Prime		
DEXcell FA	Min. 1/4-inch National Gypsum DEXcell FA Glass Mat Roof Board		
DEXcell Cement	National Gypsum DEXcell Cement Roof Board		
DF	Dekfast DF-#12-PH3 (*Steel Deck,* or *Wood Deck)*, Dekfast DF-#14-PH# (*Concrete Deck, Steel Deck,* or *Wood Deck),* or Dekfast DF-#15-PH3 (*Steel Deck,* or *Wood Deck)* with Dekfast PLT-R-3		
E3	JM ENRGY 3 or JM ENRGY 3 CGF		
E3 C1	JM ENRGY 3 C1 or JM ENRGY 3 C1 CGF		
Elastizell	Elastizell with Zell-Crete Fibers		

This evaluation report is provided for State of Florida product approval under Rule 61G20-3. The manufacturer shall notify CREEK Technical Services, LLC of any product changes or quality assurance changes throughout the duration for which this report is valid. This evaluation report does not express nor imply warranty, installation, recommended use, or other product attributes that are not specifically addressed herein.

Name	Definition			
Fasteners & Plates	Choose one of the following fastener and plate combinations for the given conditions:			
	Board or Base Sheet	**Fastener**	**Plate**	**Roof Deck**
	Any	JM All Purpose Fastener, JM Structural Concrete Deck Fastener, Dekfast DF-#14-PH3, or Trufast #14 HD Fastener	JM UltraFast Square Metal Plate, UltraFast Plate Metal Flat, UltraFast 3" Round Metal Plate, or UltraFast Plate Metal Recessed	Concrete
	Any	JM UltraFast Fastener, Trufast #12 DP Fastener, Trufast #14 HD Fastener, JM High Load Fastener, Dekfast DP-#15-PH3, or Trufast #15 EHD Fastener	JM UltraFast Square Metal Plate, UltraFast Plate Metal Flat, UltraFast 3" Round Metal Plate, or UltraFast Plate Metal Recessed	Steel
	Any	JM UltraFast Fastener, Trufast #12 DP Fastener, Dekfast DF-#12-PH3, JM All Purpose Fastener, Dekfast DF-#14-PH#, JM High Load Fastener, Dekfast DF-#15-PH3, or Trufast #15 EHD Fastener	JM UltraFast Square Metal Plate, UltraFast Plate Metal Flat, UltraFast 3" Round Metal Plate, or UltraFast Plate Metal Recessed	Plywood or OSB
	Any	Dekfast DF-#14-PH3	Dekfast PLT-R-3	Concrete
	Any	Dekfast DF-#12-PH3 or Dekfast DP-#15-PH3	Dekfast PLT-R-3	Steel
	Any	Dekfast DF-#12-PH3, Dekfast DF-#14-PH#, or Dekfast DF-#15-PH3	Dekfast PLT-R-3	Plywood or OSB
	Any	JM All Purpose Fastener, JM Structural Concrete Deck Fastener, or Trufast #14 HD Fastener	Trufast 3" Metal Insulation Plates	Concrete
	ENRGY 3, SeparatoR CGF, *DensDeck Prime, DEXcell FA*, or *SECUROCK*	JM UltraFast Fastener or JM High Load Fastener	Trufast 3" Metal Insulation Plates	Steel
	ENRGY 3, SeparatoR CGF, *DensDeck Prime, DEXcell FA*, or *SECUROCK*	JM UltraFast Fastener, JM All Purpose Fastener or JM High Load Fastener	Trufast 3" Metal Insulation Plates	Plywood or OSB
	Any	Trufast #12 DP Fastener, Trufast #14 HD Fastener, or Trufast #15 EHD Fastener	Trufast 3" Metal Insulation Plates	Steel or OSB
	Any	Trufast #12 DP Fastener or Trufast #15 EHD Fastener	Trufast 3" Metal Insulation Plates	Plywood
HA	One of the following options: 1) A minimum of three (3) plies of DynaBase, DynaBase 3.0, PermaPly 28, GlasPly IV, or GlasPly Premier. All layers fully bonded in ASTM D312, Type IV asphalt. Surfaced in accordance with JM requirements and the FBC. 2) DynaBase, DynaBase 3.0, or PermaPly 28 followed by OPTIONAL one or more plies of of DynaBase, DynaBase 3.0, PermaPly 28, GlasPly IV, or GlasPly Premier followed by one ply of GlasKap, or GlasKap CR G. All layers fully bonded in ASTM D312, Type IV asphalt.			
INVINSA	JM Invinsa or JM Invinsa FR Roof Board			

This evaluation report is provided for State of Florida product approval under Rule 61G20-3. The manufacturer shall notify CREEK Technical Services, LLC of any product changes or quality assurance changes throughout the duration for which this report is valid. This evaluation report does not express nor imply warranty, installation, recommended use, or other product attributes that are not specifically addressed herein.

Name	Definition
Insulation	One of more layers in any combination of: DensDeck DensDeck Prime DEXcell Glass Mat Roof Board DEXcell FA Glass Mat Roof Board DEXcell Cement Board DuraBoard DuraFoam, ENRGY 3 ENRGY 3 AGF ENRGY 3 C1 ENRGY 3 C1 CGF ENRGY 3 CGF ENRGY 3 FR Fesco Board, FescoFoam Invinsa Roof Board Invinsa FR Roof Board ProtectoR HD ProtectoR HD F Retro-Fit Board RetroPlus Roof Board SECUROCK Glass-Mat Roof Board SECUROCK Gypsum-Fiber Roof Board SECUROCK Cement Roof Board SeparatoR SeparatoR CGF SeparatoR FR EPS MULTIFIX ROXUL MONOBOARD (Unfaced) ROXUL MONOBOARD Tapered (unfaced) TOPROCK DD (Unfaced) TOPROCK DD Tapered (Unfaced) HARDROCK (DD) Multifix DynaBoard
LWIC	Poured-in-place Cellular Lightweight Insulating Concrete with encapsulated insulation board
MA	One ply of DynaBase, DynaBase 3.0, PermaPly 28, or Ventsulation Felt mechanically attached as prescribed per the approved assembly
MBA	One of the following options: 1) A minimum of three (3) plies of DynaBase, DynaBase 3.0, or PermaPly 28. All layers fully bonded in MBR Bonding Adhesive. Surfaced in accordance with JM requirements and the FBC. 2) One or more plies of DynaBase, DynaBase 3.0, or PermaPly 28 followed by one ply of GlasKap or GlasKap CR G. All layers fully bonded in MBR Bonding Adhesive.
MCRF	Minimum Characteristic Resistance Force as determined by TAS 105 for the named fastener in the selected assembly
MDP	Maximum Design Pressure
OSFA	JM One-Step Foamable Adhesive
Preliminarily Secured	Fastened at minimum rate of five (5) fasteners per 4-ft x 8-ft board or four (4) fasteners per 4-ftx 4-ft board
ProtectoR	JM ProtectoR HD or JM ProtectoR HD FR Roof Board
Recover	Where assemblies are used to recover an existing roof, the existing roof shall consist of only one layer of roofing, i.e. recovering a previously recovered roof is not permitted. Recover roofing shall be conducted in compliance with FBC Section 1511. For mechanically fastened roof assemblies, i.e. systems x-M-#, the insulation layer is optional, or any INSULATION board or slip sheet may be used as separation layer prior to installing the approved roof assembly.
RS Nails & Tin Tags	Min. 0.120-inch x 1.25-inch ring shank roofing nails and 32ga. x 1.625-inch diameter galvanized steel tin tags
RSUA	JM Roofing System Urethane Adhesive
SBS TA VB	One ply DynaBase HW torched adhered over concrete deck prepared with ASTM D 41 primer
SECUROCK	Min. 1/4-inch JM SECUROCK Gypsum-Fiber Roof Board
Tape & Staple	0.25-inch wide SENCO tape secured with min. 16ga., 7/16-inch crown x 1-inch leg SENCO staples
TF	Trufast #12 DP Fastener (*Steel Deck* or *Wood Deck),* Trufast #14 HD Fastener (*Concrete Deck, Steel Deck,* or *Wood Deck),* or Trufast #15 EHD Fasteners (*Concrete Deck, Steel Deck* or *Wood Deck*) with Trufast 3" Metal Insulation Plate
UF	JM UltraFast Fasteners (*Steel Deck* or *Wood Deck),* JM All Purpose Fasteners (*Concrete Deck, Steel Deck,* or *Wood Deck),* or JM High Load Fasteners (*Wood Deck* or *Steel Deck*) with JM UltraFast Square Metal Plate, UltraFast Plate Metal Flat, UltraFast 3" Round Metal Plate, or UltraFast Plate Metal Recessed
UF Fasteners & Plates	UltraFast Fastener or Trufast #12 DP Fasteners with UltraFast 3" Round Metal Plate, UltraFast Plate Metal Recessed, UltraFast Plate Metal Flat, or UltraFast Square Metal Plate
UltraFast (Square)	UltraFast Plate Metal Flat or UltraFast Square Metal Plate

This evaluation report is provided for State of Florida product approval under Rule 61G20-3. The manufacturer shall notify CREEK Technical Services, LLC of any product changes or quality assurance changes throughout the duration for which this report is valid. This evaluation report does not express nor imply warranty, installation, recommended use, or other product attributes that are not specifically addressed herein.

Name	Definition				
VB-Concrete	One of the following options may be utilized as allowed by the *Approved Assembly*. The *MDP* shall be limited to the lesser of rating of the *Approved Assembly* and the *MDP* for the chosen vapor barrier.				
	Primer	**Vapor Barrier**	**VB Application**	**Insulation Adhesive**	***MDP* (psf)**
	None	DynaBase HW	Torch adhered	*OSFA* 12-inch o.c.	-172.5
	None	DynaBase HW	Torch adhered	*2UIA* 12-inch o.c.	-135
	None	DynaBase HW	Torch adhered	*RSUA* 12-inch o.c.	-195
	ASTM D 41	DynaBase HW	Torch adhered	*RSUA* 12-inch o.c.	-375
	ASTM D 41	DynaBase HW	Torch adhered	ASTM D 312, Type IV Asphalt	-157.5
	ASTM D 41	DynaGrip Base SD/SA	Self-adhered	*OSFA* 12-inch o.c.	-90
	ASTM D 41	DynaGrip Base SD/SA	Self-adhered	*2UIA* 12-inch o.c.	-97.5
	ASTM D 41	DynaGrip Base SD/SA	Self-adhered	*RSUA* 12-inch o.c.	-82.5
	ASTM D 41	DynaGrip Base PR SD/SA	Self-adhered	*RSUA* 12-inch o.c.	-202.5
	ASTM D 41	DynaGrip Base PR SD/SA	Self-adhered	*2UIA* 12-inch o.c.	-262.5
	None	DynaLastic 180 S, DynaLastic 250 S, DynaFast 180 S, or DynaBase PR; Laps sealed with DynaSet 1k	DynaSet 1k 12-inch o.c.	*OSFA, 2UIA,* or *RSUA* 12-inch o.c.	-232.5
	None	DynaLastic 180 S, DynaLastic 250 S, DynaFast 180 S, or DynaBase PR; Laps sealed with DynaSet 1k	DynaSet 1k 12-inch o.c.	ASTM D 312, Type IV Asphalt	-337.5
	None	DynaLastic 180 S, DynaLastic 250 S, DynaFast 180 S, or DynaBase PR; Laps sealed with DynaSet 2k	DynaSet 2k 12-inch o.c.	*OSFA, 2UIA,* or *RSUA* 12-inch o.c.	-97.5
	None	DynaLastic 180 S, DynaLastic 250 S, DynaFast 180 S, or DynaBase PR; Laps sealed with DynaSet 2k	DynaSet 2k 12-inch o.c.	ASTM D 312, Type IV Asphalt	-75
	ASTM D 41	DynaWeld Base	Torch adhered	*OSFA* 12-inch o.c.	-150
	ASTM D 41	DynaWeld Base	Torch adhered	*2UIA* 12-inch o.c.	-120
	ASTM D 41	DynaWeld Base	Torch adhered	*RSUA* 12-inch o.c.	-285
	ASTM D 41	DynaBase, DynaBase PR, DynaBase XT, DynaFast 180 S, DynaLastic 180 S, or DynaLastic 250 S	ASTM D 312, Type IV Asphalt	ASTM D 312, Type IV Asphalt	-360
	ASTM D 41	DynaBase, DynaBase PR, DynaBase XT, DynaFast 180 S, DynaLastic 180 S, or DynaLastic 250 S	ASTM D 312, Type IV Asphalt	*2UIA* 12-inch o.c.	-382.5
	JM SA Primer Low VOC or SA Primer	JM Vapor Barrier SA or SAR	Self-adhered	*OSFA* or *RSUA* 12-inch o.c.	-135
	JM SA Primer Low VOC or SA Primer	JM Vapor Barrier SA or SAR	Self-adhered	*2UIA* 12-inch o.c.	-82.5
	None	JM Vapor Barrier FR Max	Self-adhered	*QF(B)* 12-inch o.c.	-330
	None	JM Vapor Barrier FR Max	Self-adhered	*RSUA* 12-inch o.c.	-262.5
	None	JM Vapor Barrier FR Max	Self-adhered	*OSFA* 12-inch o.c.	-270

This evaluation report is provided for State of Florida product approval under Rule 61G20-3. The manufacturer shall notify CREEK Technical Services, LLC of any product changes or quality assurance changes throughout the duration for which this report is valid. This evaluation report does not express nor imply warranty, installation, recommended use, or other product attributes that are not specifically addressed herein.

<table>
<tr><th>Name</th><th colspan="7">Definition</th></tr>
<tr><td rowspan="2">VB-Concrete (Cont'd)</td><td>Primer</td><td colspan="2">Vapor Barrier</td><td>VB Application</td><td>LWIC</td><td>MDP (psf)</td></tr>
<tr><td>None</td><td colspan="2">JM Vapor Barrier FR Max</td><td>Self-adhered</td><td>2UIA 12-inch o.c.</td><td>-307.5</td></tr>
<tr><td rowspan="3">VB-LWIC</td><td colspan="6">One of the following options may be utilized as allowed by the Approved Assembly. The vapor barrier shall be installed over the concrete deck prior to placement of the lightweight insulating concrete. The MDP shall be limited to the lesser of rating of the Approved Assembly and the MDP for the chosen vapor barrier. The compressive strength for the LWIC shall be taken as the higher of the vapor barrier requirements below and the Approved Asssembly.</td></tr>
<tr><td>Primer</td><td>Vapor Barrier</td><td>VB Application</td><td colspan="2">LWIC</td><td>MDP (psf)</td></tr>
<tr><td>ASTM D 41</td><td>DynaBase HW</td><td>Torch adhered</td><td colspan="2">Min. 310 psi Celcore MF</td><td>-240</td></tr>
<tr><td rowspan="3">VB-Steel</td><td colspan="7">One of the following options may be utilized as allowed by the Approved Assembly. The MDP shall be limited to the lesser of rating of the Approved Assembly and the MDP for the chosen vapor barrier.</td></tr>
<tr><td>Thermal Barrier</td><td>TB Adhesive</td><td>Primer</td><td>Vapor Barrier</td><td>VB Application</td><td>Insulation Adhesive</td><td>MDP (psf)</td></tr>
<tr><td>None</td><td>None</td><td>None</td><td>JM Vapor Barrier SA</td><td>Self-adhered</td><td>2UIA, OSFA, or RSUA 12-inch o.c.</td><td>-45</td></tr>
<tr><td>None</td><td>None</td><td>SA Primer Low VOC</td><td>JM Vapor Barrier SAR</td><td>Self-adhered</td><td>2UIA, OSFA, or RSUA 12-inch o.c.</td><td>-52.5</td></tr>
</table>

This evaluation report is provided for State of Florida product approval under Rule 61G20-3. The manufacturer shall notify CREEK Technical Services, LLC of any product changes or quality assurance changes throughout the duration for which this report is valid. This evaluation report does not express nor imply warranty, installation, recommended use, or other product attributes that are not specifically addressed herein.

APPROVED ASSEMBLIES

The following notes shall be observed when using the assembly tables below.

1. *MDP*s were calculated using a 2:1 margin of safety per FBC Section 1504.9.
2. Refer to LIMITATIONS and NOMENCLATURE sections of this evaluation when using the table(s) below. Items *italicized* refer to specific nomenclature used in this report.
3. Refer to INSTALLATION section of this report for installation detail when the information is not explicitly stated for the selected assembly.
4. The on-center (o.c.) spacing given is the maximum allowable attachment spacing for the rated system.
5. Prior to application of the approved assembly an optional vapor barrier may be installed over concrete, steel, or wood decks when the approved assembly contains insulation or the membrane fastened through to the deck.
6. ENRGY 3, ENRGY 3 CGF, ENRGY 3 C1, or ENRGY 3 C1 CGF base insulation attached by ribbon applied adhesives may be installed in one or more layers.
7. Steel deck utilized in all Lightweight Insulating Concrete and. S-A-# systems shall be ASTM A653, G90 galvanized steel.
8. For systems C-AM-#, C-M-#, S-AM-#, and S-M-#, it is permissible to install over minimum 200psi, minimum 2-inch FBC approved lightweight insulating concrete applied over the concrete or steel deck. Alternately, for systems C-AM-#, C-M-#, S-AM-#, and S-M-#, it is permissible to substitute loose fill insulation (insulation that is part of the load path) with minimum 200psi, minimum 2-inch FBC approved lightweight insulating concrete applied over the concrete or steel deck. Fasteners shall be installed through the lightweight insulating concrete anchoring into the structural deck.
9. Reserved
10. Reserved.
11. As noted in the assembly tables below, FESCO Board, FESCO Foam, DuraBoard, 1/2” Retro-Fit Board, or RetroPlus Roof Board may be substituted for E3.
12. As noted in the tables below, TruGround Conductive Primer may optionally applied to the board surface, existing roof, or deck surface prior to mechanically attaching the base sheet.

This evaluation report is provided for State of Florida product approval under Rule 61G20-3. The manufacturer shall notify CREEK Technical Services, LLC of any product changes or quality assurance changes throughout the duration for which this report is valid. This evaluation report does not express nor imply warranty, installation, recommended use, or other product attributes that are not specifically addressed herein.

Assembly System Numbers and Definitions	
C-A-#	Assemblies with All Layers Adhered over *Concrete Deck* (New or Existing)
C-AM-#	Assemblies with Adhered Membranes over Insulated *Concrete Deck* (New, Existing, or *Recover*)
C-M-#	Mechanically Fastened Assemblies over *Concrete Deck* (New, Existing, or *Recover*)
CW-A-#	Assemblies with All Layers Adhered over Cementitious Wood Fiber Deck (New or Existing)
CW-AM-#	Assemblies with Adhered Membranes over Insulated Cementitious Wood Fiber Deck (New, Existing or *Recover*)
CW-M-#	Mechanically Fastened Assemblies over Cementitious Wood Fiber Deck (New, Existing, or *Recover*)
G-A-#	Assemblies with All Layers Adhered over Poured Gypsum Deck (New or Existing)
G-AM-#	Assemblies with Adhered Membranes over Insulated Poured Gypsum Deck (New, Existing or *Recover*)
G-M-#	Mechanically Fastened Assemblies over Poured Gypsum Deck (New, Existing, or *Recover*)
LC-A-#	Lightweight Insulating Concrete Assemblies with All Layers Adhered over *Concrete Deck* (New or Existing)
LC-AM-#	Lightweight Insulating Concrete Assemblies with Adhered Membranes over *Concrete Deck* (New or Existing)
LC-M-#	Mechanically Fastened Lightweight Insulating Concrete Assemblies over *Concrete Deck* (New or Existing)
LS-AM-#	Lightweight Insulating Concrete Assemblies with Adhered Membranes over *Steel Deck* (New or Existing)
LS-M-#	Mechanically Fastened Lightweight Insulating Concrete Assemblies over *Steel Deck* (New or Existing)
R-A-#	Adhered *Recover* Assemblies
R-M-#	Mechanically Fastened Assemblies over *Recover* with Adhered Membranes
S-A-#	Adhered *Steel Deck* Assemblies (New or Existing)
S-AM-#	Assemblies with Adhered Membranes over Insulated *Steel Deck* (New, Existing, or *Recover*)
S-M-#	Mechanically Fastened Assemblies over *Steel Deck* (New, Existing, or *Recover*)
W-A-#	Assemblies with All Layers Adhered over *Wood Deck* (New or Existing)
W-AM-#	Assemblies with Adhered Membranes over Insulated *Wood Deck* (New, Existing, or *Recover*)
W-M-#	Mechanically Fastened Assemblies over *Wood Deck* (New, Existing, or *Recover*)

Assemblies with All Layers Adhered over *Concrete Deck* (New or Existing)					
System No.	Vapor Barrier	Base Insulation (Note 6)	Top Insulation	Roof Cover	*MDP (psf)*
C-A-1	OPTIONAL *VB-Concrete*	Min. 1.5-inch *E3* fully adhered in ASTM D 312, Type IV Asphalt	DuraBoard or Min. 1/2-inch FescoBoard fully adhered in ASTM D 312, Type IV Asphalt	*MBA*	**-82.5 (Lim. 9)**
C-A-2	OPTIONAL *VB-Concrete*	Min. 0.5-inch *E3* secured with *2UIA, RSUA, or OSFA* in ribbons spaced 12-inch o.c.	FescoBoard secured with *2UIA* ribbons spaced 12-inch o.c.	*MBA* or *HA*	**-112.5 (Lim. 9)**
C-A-3	OPTIONAL *VB-Concrete*	OPTIONAL Min. 0.5-inch *E3* applied in *RSUA* or *QF(B)* spaced 12-inch o.c.; or *RSUA(S)* or *QF(S)*	*DEXcell CB* applied in *RSUA* or *QF(B)* spaced 12-inch o.c.; or *RSUA(S)* or *QF(S)*	*MBA*	**-135 (Lim. 9)**
C-A-4	Deck primed with ASTM D 41 primer	Min. 0.5-inch ENRGY 3 in *HA*	Min. 0.75-inch FESCO Board in *HA*	*HA*	**-135 (Lim. 9)**
C-A-5	OPTIONAL *VB-Concrete*	Min. 0.5-inch *E3* secured with MBR Bonding Adhesive or *2UIA* ribbons spaced 12-inch o.c	DuraBoard secured with MBR Bonding Adhesive or *2UIA* ribbons spaced 12-inch o.c	*MBA* or *HA*	**-147.5 (Lim. 9)**
C-A-6	-	Min. 0.5-inch *E3* fully adhered in MBR Bonding Adhesive	-	*MBA* or *HA*	**-147.5 (Lim. 9)**
C-A-7	OPTIONAL *VB-Concrete*	Min. 0.5-inch *E3* in *2UIA, OSFA, RSUA,* or *QF(B)* spaced 12-inch o.c.; or *RSUA(S), QF(S),* or *HA*	Min. 1/8-inch DynaBoard in *2UIA, OSFA, RSUA,* or *QF(B)* spaced 12-inch o.c.; or *RSUA(S), QF(S),* or *HA*	*HA*	**-150 (Lim. 9)**

This evaluation report is provided for State of Florida product approval under Rule 61G20-3. The manufacturer shall notify CREEK Technical Services, LLC of any product changes or quality assurance changes throughout the duration for which this report is valid. This evaluation report does not express nor imply warranty, installation, recommended use, or other product attributes that are not specifically addressed herein.

Assemblies with All Layers Adhered over *Concrete Deck* (New or Existing)					
System No.	Vapor Barrier	Base Insulation (Note 6)	Top Insulation	Roof Cover	*MDP (psf)*
C-A-8	OPTIONAL *HA VB-Concrete*	Min. 0.5-inch *E3,* FescoFoam, or DuraFoam fully adhered in ASTM D 312, Type IV Asphalt	Retro-Fit Board or DuraBoard fully adhered in ASTM D 312, Type IV Asphalt	*MBA* or *HA*	**-155 (Lim. 9)**
C-A-9	OPTIONAL *HA VB-Concrete*	Min. 0.5-inch *E3,* FescoFoam, DuraFoam, FescoBoard, Retro-Fit Board or Min. 3/4-inch DuraBoard fully adhered in ASTM D 312, Type IV Asphalt	OPTIONAL Retro-Fit Board or Min. 3/4-inch DuraBoard fully adhered in ASTM D 312, Type IV Asphalt	*HA*	**-167.5 (Lim. 9)**
C-A-10	-	FescoBoard or Min. 3/4-inch DuraBoard fully adhered in MBR Bonding Adhesive	-	*MBA* or *HA*	**-187.5 (Lim. 9)**
C-A-11	OPTIONAL *VB-Concrete*	-	DuraBoard secured with *2UIA* ribbons spaced 12-inch o.c.	*MBA*	**-187.5 (Lim. 9)**
C-A-12	OPTIONAL *VB-Concrete*	-	*DensDeck Prime* secured with *OSFA, 2UIA,* or *RSUA* ribbons spaced 12-inch o.c.	*HA*	**-190 (Lim. 9)**
C-A-13	DynaBase HW torch adhered	OPTIONAL Min. 0.5-inch *E3* secured in *RSUA* spaced 12-inch o.c.	*SECUROCK* secured with *RSUA* ribbons spaced 12-inch o.c.	*MBA* or *HA*	**-225 (Lim. 9)**
C-A-14	*SBS TA VB*	Min. 0.5-inch *E3* secured in *RSUA* spaced 12-inch o.c.	*SECUROCK* secured with *RSUA* ribbons spaced 12-inch o.c.	*MBA* or *HA*	**-245 (Lim. 9)**
C-A-15	-	-	-	*HA*	**-275 (Lim. 9)**
C-A-16	OPTIONAL *VB-Concrete*	FescoBoard secured in *2UIA* ribbons spaced 12-inch o.c.	-	*HA*	**-285 (Lim. 9)**
C-A-17	OPTIONAL *VB-Concrete*	Min. 0.5-inch ENRGY 3 CGF secured with *RSUA* ribbons spaced 12-inch o.c.	*DensDeck Prime* secured with *RSUA* ribbons spaced 12-inch o.c.	*HA*	**-285 (Lim 9)**
C-A-18	DynaBase HW torch adhered	Min. 0.5-inch ENRGY 3 CGF secured in *RSUA* spaced 12-inch o.c.	*SECUROCK* secured with *RSUA* ribbons spaced 12-inch o.c.	*MBA* or *HA*	**-292.5 (Lim. 9)**
C-A-19	OPTIONAL *VB-Concrete*	DuraBoard or Retro-Fit Board secured in *2UIA* ribbons spaced 12-inch o.c.	-	*HA*	**-305 (Lim. 9)**
C-A-20	OPTIONAL *VB-Concrete*	Min. 1.5-inch ENERGY 3, ENRGY 3 AGF, FescoFoam or DuraFoam fully adhered in ASTM D 312, Type IV Asphalt	OPTIONAL FescoBoard, Retro-Fit Board or Min. 3/4-inch DuraBoard fully adhered in ASTM D 312, Type IV Asphalt	*HA*	**-305 (Lim. 9)**
C-A-21	OPTIONAL *VB-Concrete*	Min. 1.5-inch ENRGY 3 in *HA*	Min. 1/8-inch DynaBoard in *HA*	*HA*	**-345 (Lim. 9)**
C-A-22	OPTIONAL *VB-Concrete*	Min. 2-inch ENRGY 3 or ENRGY 3 AGF fully adhered in MBR Bonding Adhesive or secured with *2UIA* ribbons spaced 12-inch o.c.	*SECUROCK* fully adhered in MBR Bonding Adhesive or secured with *2UIA* ribbons spaced 12-inch o.c	*MBA* or *HA*	**-367.5 (Lim 9)**
C-A-23	-	Min. 2-inch ENRGY 3 or ENRGY 3 AGF fully adhered in MBR Bonding Adhesive or secured with *2UIA* ribbons spaced 12-inch o.c.	-	*MBA* or *HA*	**-367.5 (Lim 9)**

This evaluation report is provided for State of Florida product approval under Rule 61G20-3. The manufacturer shall notify CREEK Technical Services, LLC of any product changes or quality assurance changes throughout the duration for which this report is valid. This evaluation report does not express nor imply warranty, installation, recommended use, or other product attributes that are not specifically addressed herein.

Assemblies with All Layers Adhered over *Concrete Deck* (New or Existing)					
System No.	Vapor Barrier	Base Insulation (Note 6)	Top Insulation	Roof Cover	*MDP (psf)*
C-A-24	-	Min. 1.5-inch ENRGY 3 or ENRGY 3 AGF fully adhered in MBR Bonding Adhesive	-	*MBA*	**-375 (Lim. 9)**
C-A-25	OPTIONAL *VB-Concrete*	Min. 2-inch ENRGY 3 AGF secured with *2UIA* ribbons spaced 12-inch o.c. or fully adhered in ASTM D 312, Type IV Asphalt	*SECUROCK* secured with *2UIA* ribbons spaced 12-inch o.c. or fully adhered in ASTM D 312, Type IV Asphalt	*HA*	**-397.5 (Lim 9)**
C-A-26	OPTIONAL *VB-Concrete*	Min. 2-inch ENRGY 3 secured with *2UIA* ribbons spaced 12-inch o.c.	*SECUROCK* secured with *2UIA* ribbons spaced 12-inch o.c.	*HA*	**-442.5 (Lim 9)**
C-A-27	OPTIONAL *VB-Concrete*	Min. 1.5-inch ENRGY 3 CGF secured with *RSUA* ribbons spaced 12-inch o.c.	*DensDeck Prime* secured with *RSUA* ribbons spaced 6-inch o.c.	*HA*	**-492.5 (Lim 9)**
C-A-28	OPTIONAL *VB-Concrete*	Min. 2-inch ENRGY 3 fully adhered in ASTM D 312, Type IV Asphalt	*SECUROCK* fully adhered in ASTM D 312, Type IV Asphalt	*HA*	**-495 (Lim 9)**

Assemblies with Adhered Membranes over Insulated *Concrete Deck* (New, Existing, or *Recover*)						
System No.	Base Insulation	Base Insulation Attachment	Top Insulation	Top Insulation Attachment	Roof Cover	*MDP* (psf)
C-AM-1	OPTIONAL *Insulation* under Min. 1.5-inch *E3*	Simultaneously fastened with Top Insulation	*DEXcell Cement*	*Fasteners & Plates* secured at a rate of 1 fastener per 5.33ft^2	*MBA* or *HA*	**-45 (Lim. 7)**
C-AM-2	OPTIONAL *Insulation* under Min. 1.5-inch *E3*	Simultaneously fastened with Top Insulation	*DEXcell FA*	*Fasteners & Plates* secured at a rate of 1 fastener per 3.2ft^2	*MBA* or *HA*	**-45 (Lim. 7)**
C-AM-3	OPTIONAL *Insulation* under Min. 1.5-inch *E3*	Simultaneously fastened with Top Insulation	Min. 1/2-inch *DEXcell FA*	*Fasteners & Plates* secured at a rate of 1 fastener per 4ft^2	*MBA* or *HA*	**-45 (Lim. 7)**
C-AM-4	OPTIONAL *Insulation* under Min. 1.5-inch *E3*	Simultaneously fastened with Top Insulation	Min. 5/8-inch *DEXcell FA*	*Fasteners & Plates* secured at a rate of 1 fastener per 5.33ft^2	*MBA* or *HA*	**-45 (Lim. 7)**
C-AM-5	Min. 1.5-inch *E3*	Simultaneously fastened with Top Insulation	Min. 1/2-inch *DensDeck Prime*	*Fasteners & Plates* secured at a rate of 1 fastener per 5.33ft^2	*HA*	**-45 (Lim. 7)**
C-AM-6	Min. 1.5-inch *E3*	Simultaneously fastened with Top Insulation	*DensDeck Prime*	*Fasteners & Plates* secured at a rate of 1 fastener per 4ft^2	*HA*	**-45 (Lim. 7)**
C-AM-7	OPTIONAL Insulation under Min 1.5-inch ENRGY 3, FescoFoam or DuraFoam; or Min. 1-inch Fesco Board or DuraBoard	*AP Fasteners & Plates* secured at a rate of *16 per 4-ft x 8-ft Board*	FescoFoam or DuraFoam; Min. 1-inch Fesco Board; Retro-Fit, RetroPlus or DuraBoard	ASTM D 312, Type IV Asphalt	*HA*	**-52.5 (Lim. 7)**
C-AM-8	OPTIONAL *Insulation* under Min. 1-inch *E3*; FescoFoam, FescoBoard, DuraFoam or Min. 3/4-inch DuraBoard	Simultaneously fastened with Top Insulation	FescoFoam, FescoBoard, DuraFoam, Retro-Fit Board or Min 3/4-inch DuraBoard	*AP Fasteners & Plates* at a rate of *16 per 4-ft x 8-ft Board*	*HA*	**-52.5 (Lim. 7)**

This evaluation report is provided for State of Florida product approval under Rule 61G20-3. The manufacturer shall notify CREEK Technical Services, LLC of any product changes or quality assurance changes throughout the duration for which this report is valid. This evaluation report does not express nor imply warranty, installation, recommended use, or other product attributes that are not specifically addressed herein.

Assemblies with Adhered Membranes over Insulated *Concrete Deck* (New, Existing, or *Recover*)						
System No.	Base Insulation	Base Insulation Attachment	Top Insulation	Top Insulation Attachment	Roof Cover	*MDP* (psf)
C-AM-9	OPTIONAL *Insulation* under Min. 1.5-inch *E3*	Simultaneously fastened with Top Insulation	*SECUROCK*	*Fasteners & Plates* secured at a rate of *18 per 4-ft x 8-ft Board*	*MBA* or *HA*	**-60 (Lim. 7)**
C-AM-10	OPTIONAL *Insulation* under Min 1.5-inch ENRGY 3, FescoFoam or DuraFoam	*AP Fasteners & Plates* secured at a rate of *18 per 4-ft x 8-ft Board*	FescoFoam, DuraFoam, Retro-Fit, RetroPlus or DuraBoard	ASTM D 312, Type IV Asphalt	*HA*	**-60 (Lim. 7)**
C-AM-11	OPTIONAL *Insulation* under Min 1.5-inch ENRGY 3	*Fasteners & Plates* secured at a rate of *18 per 4-ft x 8-ft Board*	Min. 0.5-inch *SECUROCK*	*2UIA* applied 12-inch o.c.	*MBA* or *HA*	**-60 (Lim. 7)**
C-AM-12	OPTIONAL *Insulation*	Simultaneously fastened with Top Insulation	*SECUROCK*	*Fasteners & Plates* secured at a rate of *22 per 4-ft x 8-ft Board*	*MBA* or *HA*	**-60 (Lim. 7)**
C-AM-13	OPTIONAL *Insulation* under Min 1.5-inch ENRGY 3	*Fasteners & Plates* secured at a rate of *24 per 4-ft x 8-ft Board*	Min. 1/2-inch *SECUROCK*	*2UIA* applied 12-inch o.c.	*MBA* or *HA*	**-67.5 (Lim. 7)**
C-AM-14	OPTIONAL *Insulation* under Min. 2-inch ENRGY 3, FescoFoam, or DuraFoam	*AP Fasteners & Plates* secured at a rate of *22 per 4-ft x 8-ft Board*	Retro-Fit, RetroPlus, DuraBoard; or Min. 2-inch FescoFoam or DuraFoam	ASTM D 312, Type IV Asphalt	*HA*	**-75 (Lim. 7)**
C-AM-15	OPTIONAL *Insulation* under Min. 1.5-inch *E3*, FescoFoam or DuraFoam; FescoBoard; Min. 3/4-inch DuraBoard	Simultaneously fastened with Top Insulation	Min. 0.5-inch *SECUROCK*	*Fasteners & Plates* at a rate of *18 per 4-ft x 8-ft Board*	*MBA* or *HA*	**-75 (Lim. 7)**
C-AM-16	OPTIONAL *Insulation* under Min 1.5-inch ENRGY 3	*Fasteners & Plates* secured at a rate of *32 per 4-ft x 8-ft Board*	Min. 0.5-inch *SECUROCK*	*2UIA* applied 12-inch o.c.	*MBA* or *HA*	**-82.5 (Lim. 7)**
C-AM-17	OPTIONAL *Insulation* under Min. 1-inch *E3*	Simultaneously fastened with Top Insulation	Min. 0.5-inch *SECUROCK*	*Fasteners & Plates* secured at a rate of *22 per 4-ft x 8-ft Board*	*MBA* or *HA*	**-82.5 (Lim. 7)**
C-AM-18	OPTIONAL *Insulation* under Min. 2-inch ENRGY 3	*Fasteners & Plates* secured at a rate of *22 per 4-ft x 8-ft Board*	Min. 0.5-inch *SECUROCK*	*2UIA* applied 12-inch o.c.	*MBA* or *HA*	**-90 (Lim. 7)**
C-AM-19	OPTIONAL *Insulation* under Min 1.5-inch ENRGY 3	*Fasteners & Plates* or UltraFast Fasteners with UltraFast Plastic Plates at a rate of *32 per 4-ft x 8-ft Board*	Min. 0.5-inch *SECUROCK*	*2UIA* applied 12-inch o.c.	*MBA* or *HA*	**-90 (Lim. 7)**

This evaluation report is provided for State of Florida product approval under Rule 61G20-3. The manufacturer shall notify CREEK Technical Services, LLC of any product changes or quality assurance changes throughout the duration for which this report is valid. This evaluation report does not express nor imply warranty, installation, recommended use, or other product attributes that are not specifically addressed herein.

Mechanically Fastened Assemblies over *Concrete Deck* (New, Existing, or Recover)						
System No.	Base Insulation (Note 11)	Top Insulation	Base Sheet (Note 12)	Base Sheet Attachment	Roof Cover	*MDP* (psf)
C-M-1	OPTIONAL *Insulation* under Min 1-inch *E3*	OPTIONAL *Cover Board*	*MA*	*AP Fasteners & Plates* 9-inch o.c. at min. 4-inch side lap and 18-inches o.c. in two equally spaced, staggered rows in the field of the roll	*MBA* or *HA*	**-60 (Lim. 9)**

Assemblies with All Layers Adhered over Cementitious Wood Fiber Deck (New or Existing)							
System No.	Vapor Barrier	Base Insulation (Note 6)	Base Attachment	Top Insulation	Top Attachment	Roof Cover	*MDP (psf)*
CW-A-1	*OPTIONAL VB-CWF*	OPTIONAL Min. 0.5-inch *E3*	*RSUA* applied 12-inch o.c.	*DEXcell CB*	*RSUA* applied 12-inch o.c.	*MBA*	**-135 (Lim. 9)**
CW-A-2	-	Min. 0.5-inch *E3*	*2UIA, RSUA* or *QF(B)* applied 12-inch o.c.	Min. 1/8-inch DynaBoard	*2UIA, RSUA* or *QF(B)* applied 12-inch o.c.	*HA*	**-150 (Lim. 9)**
CW-A-3	-	*SECUROCK*	*2UIA* applied 12-inch o.c.	-	-	*MBA* or *HA*	**-165 (Lim. 9)**

Assemblies with Adhered Membranes over Insulated Cementitious Wood Fiber Deck (New, Existing or *Recover*)						
System No.	Anchor Sheet	Anchor Sheet Attachment	Base Insulation	Top Insulation	Roof Cover	*MDP (psf)*
CW-AM-1	FescoBoard or Min. 1/2-inch DuraBoard	Twin-Loc Nail secured at a rate of 1 per 2ft^2	FescoBoard, Retro-Fit, RetroPlus or Min. 3/4-inch DuraBoard applied in ASTM D 312, Type IV Asphalt	-	*HA*	**-45 (Lim. 7)**
CW-AM-2	*MA*	Twin-Loc Nails with integral plate spaced 9-inch o.c. at the min. 3-inch side laps and two rows (2) staggered 12-inch o.c. in the field	Min. 1.3-inch ENRGY 3, FescoFoam, DuraFoam, FescoBoard, Retro-Fit Board or Min. 3/4-inch DuraBoard applied in ASTM D 312, Type IV Asphalt	-	*HA*	**-82.5 (Lim. 7)**

Mechanically Attached Assemblies over Cementitious Wood Fiber Deck (New or Existing)					
System No.	Insulation	Base Sheet (Note 12)	Base Sheet Attachment	Roof Cover	*MDP (psf)*
CW-M-1	Min. 375 psi *Celcore MF*	PermaPly 28	Min. 1.7-inch JM LWC CR Base Fastener installed 6-inch o.c. in 4-inch side laps, 6-inch o.c. in three (3) equally spaced, staggered rows in the field	*HA*	**-60 (Lim. 7)**
CW-M-2	-	*MA*	Twin-Loc Nails with integral plate spaced 9-inch o.c. at the 3-inch side lap and two rows (2) staggered 12-inch o.c. in the field	*MBA* or *HA*	**-82.5 (Lim. 7)**

This evaluation report is provided for State of Florida product approval under Rule 61G20-3. The manufacturer shall notify CREEK Technical Services, LLC of any product changes or quality assurance changes throughout the duration for which this report is valid. This evaluation report does not express nor imply warranty, installation, recommended use, or other product attributes that are not specifically addressed herein.

Assemblies with All Layers Adhered over Poured Gypsum Deck (New or Existing)						
System No.	Base Insulation (Note 6)	Base Insulation Attachment	Cover Board	Cover Board Attachment	Roof Cover	*MDP (psf)*
G-A-1	Min. 0.5-inch ENRGY 3	*RSUA* applied 12-inch o.c.	-	-	*MBA*	**-105 (Lim. 9)**
G-A-2	Min. 0.5-inch ENRGY 3	*RSUA* applied 12-inch o.c.	*DensDeck Prime*	*RSUA* applied 12-inch o.c.	*HA*	**-105 (Lim. 9)**
G-A-3	OPTIONAL Min. 0.5-inch *E3*	*RSUA* applied 12-inch o.c.	*DEXcell CB*	*RSUA* applied 12-inch o.c.	*MBA*	**-105 (Lim. 9)**
G-A-4	Min. 0.5-inch *E3*	*RSUA* applied 8-inch o.c.	Min. 1/8-inch DynaBoard	*RSUA* applied 8-inch o.c.	*HA*	**-150 (Lim. 9)**

Assemblies with Adhered Membranes over Insulated Poured Gypsum Deck (New, Existing or *Recover*)						
System No.	Anchor Sheet	Anchor Sheet Attachment	Base Insulation	Top Insulation	Roof Cover	*MDP (psf)*
G-AM-1	-	-	Min. 1.5-inch ENRGY scured with Polymer Auger Fasteners and Plates secured at a rate of *8 per 4-ft x 8-ft Board*	FescoBoard, Retro-Fit, RetroPlus or Min. 3/4-inch DuraBoard applied in ASTM D 312, Type IV Asphalt	*HA*	**-45 (Lim. 7)**
G-AM-2	-	-	FescoBoard or Min. 3/4-inch DuraBoard secured with Polymer Auger Fasteners and Plates secured at a rate of *16 per 4-ft x 8-ft Board*	FescoBoard, Retro-Fit, RetroPlus or Min. 3/4-inch DuraBoard applied in ASTM D 312, Type IV Asphalt	*HA*	**-45 (Lim. 7)**
G-AM-3	-	-	OPTIONAL *Insulation*	FescoBoard or Min. 3/4-inch DuraBoard secured wqith Polymer Auger Fasteners and Plates secured at a rate of *16 per 4-ft x 8-ft Board*	*HA*	**-45 (Lim. 7)**
G-AM-4	*MA*	Twin-Loc Nails with integral plate spaced 9-inch o.c. at the 3-inch side lap and two rows (2) staggered 12-inch o.c. in the field	Min 1.4-inch *E3,* FescoFoam, DuraFoam, Fesco Board, Retro-Fit, RetroPlus or Min 3/4-inch DuraBoard applied in ASTM D 312, Type IV Asphalt	-	*HA*	**-75 (Lim. 7)**

Mechanically Attached Assemblies over Poured Gypsum Deck (New or Existing)					
System No.	Insulation	Base Sheet (Note 12)	Base Sheet Attachment	Roof Cover	*MDP (psf)*
G-M-1	*Insulation*	*MA*	Polymer Auger Fasteners and Plates spaced 9-inch o.c. at the side lap and two rows (2) staggered 12-inch o.c. in the field	*MBA* or *HA*	**-45 (Lim. 7)**
G-M-2	-	*MA*	Min. 1.8-inch Twin-Loc Nails with integral plate spaced 9-inch o.c. at the 3-inch side lap and two rows (2) staggered 12-inch o.c. in the field	*MBA* or *HA*	**-75 (Lim. 7)**

This evaluation report is provided for State of Florida product approval under Rule 61G20-3. The manufacturer shall notify CREEK Technical Services, LLC of any product changes or quality assurance changes throughout the duration for which this report is valid. This evaluation report does not express nor imply warranty, installation, recommended use, or other product attributes that are not specifically addressed herein.

Lightweight Insulating Concrete Assemblies with All Layers Adhered over *Concrete Deck* (New or Existing)							
System No.	Vapor Barrier	*LWIC*	Anchor Sheet	Base Insulation (Note 6)	Cover Board	Roof Cover	*MDP (psf)*
LC-A-1	OPTIONAL *VB-LWIC*	Min. 340 psi *Celcore MF*	-	Min. 0.5-inch ENRGY 3 or ENRGY 3 CGF applied in *RSUA* 12-inch o.c.	*SECUROCK* applied in *RSUA* 12-inch o.c.	*MBA* or *HA*	**-77.5 (Lim. 9)**
LC-A-2	-	Min. 300 psi *LWIC* (*MCRF* ≥131 lbf with 1.7-inch LWC CR Base Sheet Fastener)	-	Min. 0.5-inch ENRGY 3 or ENRGY 3 AGF applied in *2UIA* 12-inch o.c.	*SECUROCK* applied in *2UIA* 12-inch o.c.	*MBA* or *HA*	**-80 (Lim. 9)**
LC-A-3	-	Min. 310 psi *Elastizell*	-	Min. 0.5-inch ENRGY 3 or ENRGY 3 AGF applied in *2UIA* 12-inch o.c.	*SECUROCK* applied in *2UIA* 12-inch o.c.	*MBA* or *HA*	**-130 (Lim. 9)**
LC-A-4	OPTIONAL *VB-LWIC*	Min. 350 psi *Celcore MF*	-	Min. 0.5-inch *E3* applied in *RSUA* 12-inch o.c.	*DEXcell CB* applied in *RSUA* 12-inch o.c.	*MBA*	**-135 (Lim 9)**
LC-A-5	-	Existing *LWIC* with *MCRF* ≥ 139lbf using Trufast FM-90 Base Sheet Fastener; Surfaced with *Celcore SBS*	-	Min. 0.5-inch *E3* applied in *RSUA* 12-inch o.c.	*DEXcell CB* applied in *RSUA* 12-inch o.c.	*MBA*	**-135 (Lim 9)**
LC-A-6	OPTIONAL *VB-LWIC*	Min. 400 psi *Celcore MF* or Existing *LWIC* with *MCRF* ≥ 139lbf using Trufast FM-90 Base Sheet Fastener; Surfaced with *Celcore SBS*	-	Min. 0.5-inch *E3* applied in *RSUA* 8-inch o.c.	Min. 1/8-inch DynaBoard applied in *RSUA* 8-inch o.c.	*HA*	**-150 (Lim. 9)**
LC-A-7	OPTIONAL *VB-LWIC*	Min. 350 psi *Celcore MF*	-	Min. 0.5-inch *E3* applied in *RSUA* 12-inch o.c.	Min. 1/8-inch DynaBoard applied in *RSUA* 12-inch o.c.	*HA*	**-150 (Lim 9)**

This evaluation report is provided for State of Florida product approval under Rule 61G20-3. The manufacturer shall notify CREEK Technical Services, LLC of any product changes or quality assurance changes throughout the duration for which this report is valid. This evaluation report does not express nor imply warranty, installation, recommended use, or other product attributes that are not specifically addressed herein.

Lightweight Insulating Concrete Assemblies with All Layers Adhered over *Concrete Deck* (New or Existing)							
System No.	Vapor Barrier	*LWIC*	Anchor Sheet	Base Insulation (Note 6)	Cover Board	Roof Cover	*MDP (psf)*
LC-A-8	OPTIONAL *VB-LWIC*	Min. 300 psi *Celcore MF* or Existing *LWIC* with *MCRF* ≥ 138lbf using 1.7" JM LWC Pre-Assembled Base Sheet Fastener	-	Min. 0.5-inch *E3* in *Q(B)* 12-inch o.c.; or *Q(S)*	Min. 1/8-inch DynaBoard in *QF(B)* applied 12-inch o.c. or *Q(S)*	*HA*	**-150 (Lim. 9)**
LC-A-9	-	Min. 280 psi *LWIC* with *MCRF* ≥ 141lbf using Trufast VERSA-FAST Fastener	-	Min. 0.5-inch *E3* i in *Q(B)* 12-inch o.c.; or *Q(S)*	Min. 1/8-inch DynaBoard in *QF(B)* applied 12-inch o.c. or *Q(S)*	*HA*	**-150 (Lim. 9)**
LC-A-10	-	Min. 260 psi *LWIC*	-	-	*SECUROCK* applied in *2UIA* 12-inch o.c.	*MBA* or *HA*	**-210 (Lim. 9)**

Lightweight Insulating Concrete Assemblies with Adhered Membranes over *Concrete Deck* (New or Existing)							
System No.	Vapor Barrier	*LWIC*	Anchor Sheet	Base Insulation	Top Insulation	Roof Cover	*MDP (psf)*
LC-AM-1	-	Min. 340psi *Celcore MF*; or Existing *LWIC* with *MCRF* = 74lbf using 1.8-inch Trufast Twin Loc-Nail	PermaPly 28 secured with min. 1.8-inch Trufast Twin-Loc Nails secured 6-inch o.c. at the 4-inch side laps and 4-inch o.c. in two (2) equally spaced rows in the field	-	Min. 0.5-inch *DensDeck Prime* adhered in *RSUA* applied over fasteners rows (appox. 10.7-inch o.c.)	*HA*	**-82.5 (Lim. 7)**
LC-AM-2	-	Min. 340psi *Celcore MF*; or Existing *LWIC* with *MCRF* = 74lbf using 1.8-inch Trufast Twin Loc-Nail	PermaPly 28 secured with min. 1.8-inch Trufast Twin-Loc Nails secured 6-inch o.c. at the 4-inch side laps and 4-inch o.c. in two (2) equally spaced rows in the field	-	Min. 0.5-inch *SECUROCK* adhered in *RSUA* applied over fasteners rows (appox. 10.7-inch o.c.)	*MBA* or *HA*	**-82.5 (Lim. 7)**

This evaluation report is provided for State of Florida product approval under Rule 61G20-3. The manufacturer shall notify CREEK Technical Services, LLC of any product changes or quality assurance changes throughout the duration for which this report is valid. This evaluation report does not express nor imply warranty, installation, recommended use, or other product attributes that are not specifically addressed herein.

Mechanically Fastened Lightweight Insulating Concrete Assemblies over *Concrete Deck* (New or Existing)						
System No.	Vapor Barrier	*LWIC*	Base Sheet (Note 12)	Base Sheet Attachment	Roof Cover	*MDP (psf)*
LC-M-1	-	Min. 300 psi *LWIC* (*MCRF* ≥169 lbf with 1.7-inch LWC CR Base Sheet Fastener)	*MA*	1.4-inch JM UltraLok or 1.7-inch LWC CR Base Sheet Fastener Fastener installed 7-inch o.c. in 3-inch side laps, 7-inch o.c. in two (2) equally spaced, staggered rows in the field	*HA*	**-30 (Lim. 7)**
LC-M-2	-	Min. 210 psi *LWIC* (*MCRF* ≥169 lbf with 1.7-inch LWC CR Base Sheet Fastener)	*MA*	1.4-inch JM UltraLok Fastener installed 9-inch o.c. in 3-inch side laps, 12-inch o.c. in two (2) equally spaced, staggered rows in the field	*HA*	**-30 (Lim. 7)**
LC-M-3	-	Min. 300 psi *LWIC* (*MCRF* ≥131 lbf with 1.7-inch LWC CR Base Sheet Fastener)	PermaPly 28	Min. 1.7-inch JM LWC CR Base Fastener installed 7-inch o.c. in min. 3-inch side laps, 7-inch o.c. in two (2) equally spaced, staggered rows in the field	*HA*	**-37.5 (Lim. 7)**
LC-M-4	OPTIONAL *SBS TA VB*	Min. 310 psi *Elastizell*	PermaPly 28	Min. 1.7-inch JM LWC CR Base Fastener installed 7-inch o.c. in min. 3-inch side laps, 7-inch o.c. in two (2) equally spaced, staggered rows in the field	*HA*	**-45 (Lim.7)**
LC-M-5	-	Min. 200 psi Mearlcrete	PermaPly 28 or Ventsulation	Min. 1.7-inch LWC Base Sheet Fastener installed 7-inch o.c. in 3-inch side laps, 7-inch o.c. in two (2) equally spaced, staggered rows in the field	*HA*	**-60 (Lim. 7)**
LC-M-6	OPTIONAL *SBS TA VB*	Min. 380 psi *Celcore MF*	PermaPly 28	Min. 1.7-inch JM LWC Base Fastener installed 6-inch o.c. in 4-inch side laps, 6-inch o.c. in three (3) equally spaced, staggered rows in the field	*HA*	**-60 (Lim. 7)**
LC-M-7	-	Min. 310 psi *LWIC* (*MCRF* = 106lbf with JM LWC CR Base Fasteners)	PermaPly 28	Min. 1.7-inch JM LWC CR Base Fastener installed 7-inch o.c. in min. 3-inch side laps, 7-inch o.c. in two (2) equally spaced, staggered rows in the field	*HA*	**-67.5 (Lim. 7)**
LC-M-8	OPTIONAL *VB-LWIC*	Min 340 psi *Celcore MF*	PermaPly 28	Min. 1.7-inch JM LWC CR Base Fastener installed 7-inch o.c. in min. 3-inch side laps, 7-inch o.c. in two (2) equally spaced, staggered rows in the field	*HA*	**-67.5 (Lim. 7)**
LC-M-9	OPTIONAL *SBS TA VB*	Min. 400 psi *Elastizell*	*MA*	Min. 1.7-inch JM LWC CR Base Fastener installed 7-inch o.c. in 4-inch side laps, 7-inch o.c. in two (2) equally spaced, staggered rows in the field	*HA*	**-75 (Lim. 7)**
LC-M-10	-	Min. 360 psi Concrecel	PermaPly 28	Min. 1.7-inch JM LWC CR Base Fastener installed 6-inch o.c. in 4-inch side laps, 6-inch o.c. in three (3) equally spaced, staggered rows in the field	*HA*	**-120 (Lim. 7)**

This evaluation report is provided for State of Florida product approval under Rule 61G20-3. The manufacturer shall notify CREEK Technical Services, LLC of any product changes or quality assurance changes throughout the duration for which this report is valid. This evaluation report does not express nor imply warranty, installation, recommended use, or other product attributes that are not specifically addressed herein.

Lightweight Insulating Concrete Assemblies with Adhered Membranes over *Steel Deck* (New or Existing)							
System No.	Deck Detail	*LWIC*	Anchor Sheet	Base Insulation	Top Insulation	Roof Cover	*MDP (psf)*
LS-AM-1	*G33*	Min. 340psi *Celcore MF* with Celcore S-1; or Existing *LWIC* with *MCRF* = 74lbf using 1.8-inch Trufast Twin Loc-Nail	PermaPly 28 secured with min. 1.8-inch Trufast Twin-Loc Nails secured 6-inch o.c. at the 4-inch side laps and 4-inch o.c. in two (2) equally spaced rows in the field	-	Min. 0.5-inch *DensDeck Prime* adhered in *RSUA* applied over fasteners rows (appox. 10.7-inch o.c.)	*HA*	**-82.5 (Lim. 7)**
LS-AM-2	*G33*	Min. 340psi *Celcore MF* with Celcore S-1; or Existing *LWIC* with *MCRF* = 74lbf using 1.8-inch Trufast Twin Loc-Nail	PermaPly 28 secured with min. 1.8-inch Trufast Twin-Loc Nails secured 6-inch o.c. at the 4-inch side laps and 4-inch o.c. in two (2) equally spaced rows in the field	-	Min. 0.5-inch *SECUROCK* adhered in *RSUA* applied over fasteners rows (appox. 10.7-inch o.c.)	*MBA* or *HA*	**-82.5 (Lim. 7)**

Mechanically Fastened Lightweight Insulating Concrete Assemblies over *Steel Deck* (New or Existing)						
System No.	*Deck Detail*	*LWIC*	Base Sheet (Note 12)	Base Sheet Attachment	Roof Cover	*MDP* (psf)
LS-M-1	*G33*	Min. 300 psi *LWIC* (*MCRF* ≥169 lbf with 1.7-inch LWC CR Base Sheet Fastener)	*MA*	1.4-inch JM UltraLok or 1.7-inch LWC CR Base Sheet Fastener Fastener installed 7-inch o.c. in 3-inch side laps, 7-inch o.c. in two (2) equally spaced, staggered rows in the field	*HA*	**-30 (Lim. 7)**
LS-M-2	*G33*	Min. 210 psi *LWIC* (*MCRF* ≥169 lbf with 1.7-inch LWC CR Base Sheet Fastener)	*MA*	1.4-inch JM UltraLok Fastener installed 9-inch o.c. in 3-inch side laps, 12-inch o.c. in two (2) equally spaced, staggered rows in the field	*HA*	**-30 (Lim. 7)**
LS-M-3	*G33*	Min. 300 psi *LWIC* (*MCRF* ≥131 lbf with 1.7-inch LWC CR Base Sheet Fastener)	PermaPly 28	Min. 1.7-inch JM LWC CR Base Fastener installed 7-inch o.c. in min. 3-inch side laps, 7-inch o.c. in two (2) equally spaced, staggered rows in the field	*HA*	**-37.5 (Lim. 7)**
LS-M-4	*G33*	Min. 310 psi *Elastizell*	PermaPly 28	Min. 1.7-inch JM LWC CR Base Fastener installed 7-inch o.c. in min. 3-inch side laps, 7-inch o.c. in two (2) equally spaced, staggered rows in the field	*HA*	**-45 (Lim.7)**
LS-M-5	*G33*	Min. 380 psi *Celcore MF*	PermaPly 28	Min. 1.7-inch JM LWC CR Base Fastener installed 6-inch o.c. in 4-inch side laps, 6-inch o.c. in three (3) equally spaced, staggered rows in the field	*HA*	**-60 (Lim. 7)**

This evaluation report is provided for State of Florida product approval under Rule 61G20-3. The manufacturer shall notify CREEK Technical Services, LLC of any product changes or quality assurance changes throughout the duration for which this report is valid. This evaluation report does not express nor imply warranty, installation, recommended use, or other product attributes that are not specifically addressed herein.

Mechanically Fastened Lightweight Insulating Concrete Assemblies over *Steel Deck* (New or Existing)						
System No.	*Deck Detail*	*LWIC*	Base Sheet (Note 12)	Base Sheet Attachment	Roof Cover	*MDP* (psf)
LS-M-6	*G33*	Min 340 psi *Celcore MF* applied over DynaWeld Base torch adhered to 5/8-inch SECUROCK fastened with OMG 3" Galvalume Steel Plates and OMG Heavy Duty at a rate of 1 fastener per 1.6ft^2	DynaBase, DynaBase 3.0, GlasPly Premier, or Ventsulation Felt	Min. 1.7-inch JM LWC CR Base Fastener installed 7-inch o.c. in min. 3-inch side laps, 7-inch o.c. in two (2) equally spaced, staggered rows in the field	*HA*	**-60 (Lim. 7)**
LS-M-7	*G33*	Min. 310 psi *LWIC* (*MCRF* = 106lbf with JM LWC CR Base Fasteners)	PermaPly 28	Min. 1.7-inch JM LWC CR Base Fastener installed 7-inch o.c. in min. 3-inch side laps, 7-inch o.c. in two (2) equally spaced, staggered rows in the field	*HA*	**-67.5 (Lim. 7)**
LS-M-8	*G33*	Min 340 psi *Celcore MF* with Celcore S-1	PermaPly 28	Min. 1.7-inch JM LWC CR Base Fastener installed 7-inch o.c. in min. 3-inch side laps, 7-inch o.c. in two (2) equally spaced, staggered rows in the field	*HA*	**-67.5 (Lim. 7)**
LS-M-9	*G33*	Min. 400 psi *Elastizell*	PermaPly 28 or Ventsulation Felt	Min. 1.7-inch JM LWC CR Base Fastener installed 7-inch o.c. in 4-inch side laps, 7-inch o.c. in two (2) equally spaced, staggered rows in the field	*HA*	**-75 (Lim. 7)**

Adhered *Steel Deck* Assemblies (New and Existing)						
System No.	*Deck Detail*	Thermal Barrier/ Vapor Barrier	Base Insulation (Note 6)	Top Insulation	Roof Cover	*MDP* (psf)
S-A-1	*G33*	OPTIONAL *VB-Steel*	Min. 1.5-inch *E3* applied in *2UIA* or *RSUA* 12-inch o.c. followed by OPTIONAL Min. 1-inch *E3 2UIA* or *RSUA* 12-inch o.c.	*DensDeck Prime* applied in *2UIA, OSFA,* or *RSUA* 12-inch o.c.	*HA*	**-45 (Lim. 9)**
S-A-2	*G33*	OPTIONAL *VB-Steel*	Min. 1.5-inch *E3* applied in *2UIA* or *RSUA* 12-inch o.c. followed by OPTIONAL Min. 1-inch *E3* applied in *2UIA* or *RSUA* 12-inch o.c.	*DEXcell FA* or *SECUROCK* applied in *2UIA, OSFA,* or *RSUA* 12-inch o.c.	*MBA* or *HA*	**-45 (Lim. 9)**
S-A-3	*G33*	OPTIONAL *VB-Steel*	Min. 1.5-inch ENRGY 3 applied in *RSUA* 6-inch o.c.	*SECUROCK* applied in *OSFA, RSUA* or *2UIA* 6-inch o.c.	*MBA* or *HA*	**-82.5 (Lim. 9)**

This evaluation report is provided for State of Florida product approval under Rule 61G20-3. The manufacturer shall notify CREEK Technical Services, LLC of any product changes or quality assurance changes throughout the duration for which this report is valid. This evaluation report does not express nor imply warranty, installation, recommended use, or other product attributes that are not specifically addressed herein.

Assemblies with Adhered Membranes over Insulated *Steel Deck* (New, Existing, or *Recover*)							
System No.	*Deck Detail*	Base Insulation	Base Insulation Attachment	Top Insulation	Top Insulation Attachment	Roof Cover	*MDP* (psf)
S-AM-1	*G33*	Min. 1.5-inch *E3*	Simultaneously fastened with Top Insulation	1/8-inch DynaBoard	*AP Fasteners & Plates* secured at a rate of 1 fastener per 4ft^2	*HA*	**-30 (Lim. 7)**
S-AM-2	*G33*	OPTIONAL *Insulation* under Min. 1.5-inch *E3*	Simultaneously fastened with Top Insulation	*DEXcell Cement*	*Fasteners & Plates* secured at a rate of 1 fastener per 5.33ft^2	*MBA* or *HA*	**-45 (Lim. 7)**
S-AM-3	*G33*	OPTIONAL *Insulation* under Min. 1.5-inch *E3*	Simultaneously fastened with Top Insulation	*DEXcell FA*	*Fasteners & Plates* secured at a rate of 1 fastener per 3.2ft^2	*MBA* or *HA*	**-45 (Lim. 7)**
S-AM-4	*G33*	OPTIONAL *Insulation* under Min. 1.5-inch *E3*	Simultaneously fastened with Top Insulation	Min. 1/2-inch *DEXcell FA*	*Fasteners & Plates* secured at a rate of 1 fastener per 4ft^2	*MBA* or *HA*	**-45 (Lim. 7)**
S-AM-5	*G33*	OPTIONAL *Insulation* under Min. 1.5-inch *E3*	Simultaneously fastened with Top Insulation	Min. 5/8-inch *DEXcell FA*	*Fasteners & Plates* secured at a rate of 1 fastener per 5.33ft^2	*MBA* or *HA*	**-45 (Lim. 7)**
S-AM-6	*G33*	Min. 1.5-inch *E3*	Simultaneously fastened with Top Insulation	Min. 1/2-inch *DensDeck Prime*	*Fasteners & Plates* secured at a rate of 1 fastener per 5.33ft^2	*HA*	**-45 (Lim. 7)**
S-AM-7	*G33*	Min. 1.5-inch *E3*	Simultaneously fastened with Top Insulation	*DensDeck Prime*	*Fasteners & Plates* secured at a rate of 1 fastener per 4ft^2	*HA*	**-45 (Lim. 7)**
S-AM-8	*G33*	Min. 2-inch *E3*	*AP Fasteners & Plates* secured at a rate of 1 fastener per 4ft^2	Min. 1/8-inch DynaBoard	*2UIA, OSFA, RSUA,* or *QF(B)* applied 12-inch o.c.; or *RSUA(S), QF(S),* or *HA*	*HA*	**-37.5 (Lim. 7)**
S-AM-9	*G80*	OPTIONAL *Insulation* under Min 1.5-inch ENRGY 3, FescoFoam or DuraFoam; or Min. 1-inch Fesco Board or DuraBoard	*UF Fasteners & Plates* secured at a rate of *16 per 4-ft x 8-ft Board*	FescoFoam or DuraFoam; Min. 1-inch Fesco Board; Retro-Fit, RetroPlus or DuraBoard	ASTM D 312, Type IV Asphalt	*HA*	**-52.5 (Lim. 7)**
S-AM-10	*G80*	OPTIONAL *Insulation* under Min. 1.5-inch *E3*; FescoBoard; Min. 3/4-inch DuraBoard	Simultaneously fastened with Top Insulation	FescoFoam or DuraFoam; Fesco Board; Retro-Fit, RetrPlus, or DuraBoard	*UF Fasteners & Plates* or UltraFast Fasteners with UltraFast Plastic Plates at a rate of *16 per 4-ft x 8-ft Board*	*HA*	**-52.5 (Lim.7)**
S-AM-11	*G33*	Min. 1.5-inch *E3*	Simultaneously fastened with Top Insulation	Min. 1/8-inch DynaBoard	*AP Fasteners & Plates* secured at a rate of *16 per 4-ft x 8-ft Board*	*HA*	**-52.5 (Lim. 7)**
S-AM-12	*G33*	OPTIONAL *Insulation* under Min. 1.5-inch *E3*	Simultaneously fastened with Top Insulation	*SECUROCK*	*Fasteners & Plates* secured at a rate of *18 per 4-ft x 8-ft Board*	*MBA* or *HA*	**-60 (Lim. 7)**

This evaluation report is provided for State of Florida product approval under Rule 61G20-3. The manufacturer shall notify CREEK Technical Services, LLC of any product changes or quality assurance changes throughout the duration for which this report is valid. This evaluation report does not express nor imply warranty, installation, recommended use, or other product attributes that are not specifically addressed herein.

Assemblies with Adhered Membranes over Insulated *Steel Deck* (New, Existing, or *Recover*)							
System No.	*Deck Detail*	Base Insulation	Base Insulation Attachment	Top Insulation	Top Insulation Attachment	Roof Cover	*MDP* (psf)
S-AM-13	*G33*	OPTIONAL *Insulation* underMin 1.5-inch ENRGY 3, FescoFoam or DuraFoam	*UF Fasteners & Plates* secured at a rate of *18 per 4-ft x 8-ft Board*	FescoFoam, DuraFoam, Retro-Fit, RetroPlus or DuraBoard	ASTM D 312, Type IV Asphalt	*HA*	**-60 (Lim. 7)**
S-AM-14	*G33*	OPTIONAL *Insulation* under Min 1.5-inch ENRGY 3	*Fasteners & Plates* secured at a rate of *18 per 4-ft x 8-ft Board*	Min. 0.5-inch *SECUROCK*	*2UIA* 12-inch o.c.	*MBA* or *HA*	**-60 (Lim. 7)**
S-AM-15	*G33*	OPTIONAL *Insulation*	Simultaneously fastened with Top Insulation	*SECUROCK*	*Fasteners & Plates* secured at a rate of *22 per 4-ft x 8-ft Board*	*MBA* or *HA*	**-60 (Lim. 7)**
S-AM-16	*G80*	OPTIONAL *Insulation* under Min 1.5-inch ENRGY 3	*Fasteners & Plates* secured at a rate of *24 per 4-ft x 8-ft Board*	Min. 1/2-inch *SECUROCK*	*2UIA* 12-inch o.c.	*MBA* or *HA*	**-67.5 (Lim. 7)**
S-AM-17	*G33*	OPTIONAL *Insulation* under Min. 2-inch ENRGY 3, FescoFoam, or DuraFoam	*UF Fasteners & Plates* secured at a rate of *22 per 4-ft x 8-ft Board*	Retro-Fit, RetroPlus or DuraBoard; or Min. 2-inch FescoFoam or DuraFoam	ASTM D 312, Type IV Asphalt	*HA*	**-75 (Lim. 7)**
S-AM-18	*G80*	OPTIONAL *Insulation* under Min. 1.5-inch *E3*, FescoFoam or DuraFoam; FescoBoard; Min. 3/4-inch DuraBoard	Simultaneously fastened with Top Insulation	Min. 0.5-inch *SECUROCK*	*Fasteners & Plates* or UltraFast Fasteners with UltraFast Plastic Plates at a rate of *18 per 4-ft x 8-ft Board*	*MBA* or *HA*	**-75 (Lim. 7)**
S-AM-19	*G33*	OPTIONAL *Insulation* under Min 1.5-inch ENRGY 3	*Fasteners & Plates* secured at a rate of 3*2 per 4-ft x 8-ft Board*	Min. 0.5-inch *SECUROCK*	*2UIA* 12-inch o.c.	*MBA* or *HA*	**-82.5 (Lim. 7)**
S-AM-20	*G33*	OPTIONAL *Insulation* under Min. 1.5-inch *E3*	Simultaneously fastened with Top Insulation	Min. 0.5-inch *SECUROCK*	*Fasteners & Plates* secured at a rate of *22 per 4-ft x 8-ft Board*	*MBA* or *HA*	**-82.5 (Lim. 7)**
S-AM-21	*G80*	OPTIONAL *Insulation* under Min. 2-inch ENRGY 3	*Fasteners & Plates* secured at a rate of *22 per 4-ft x 8-ft Board*	Min. 0.5-inch *SECUROCK*	*2UIA* 12-inch o.c.	*MBA* or *HA*	**-90 (Lim. 7)**
S-AM-22	*G80*	OPTIONAL *Insulation* under Min 1.5-inch ENRGY 3	*Fasteners & Plates* or UltraFast Fasteners with UltraFast Plastic Plates at a rate of *32 per 4-ft x 8-ft Board*	Min. 0.5-inch *SECUROCK*	*2UIA* 12-inch o.c.	*MBA* or *HA*	**-90 (Lim. 7)**

This evaluation report is provided for State of Florida product approval under Rule 61G20-3. The manufacturer shall notify CREEK Technical Services, LLC of any product changes or quality assurance changes throughout the duration for which this report is valid. This evaluation report does not express nor imply warranty, installation, recommended use, or other product attributes that are not specifically addressed herein.

Mechanically Fastened Assemblies over *Steel Deck* (New, Existing, or *Recover*)							
System No.	*Deck Detail*	Base Insulation (Note 11)	Top Insulation	Base Sheet (Note 12)	Base Sheet Attachment	Roof Cover	*MDP* (psf)
S-M-1	*G33*	OPTIONAL *Insulation*	Min 1.5-inch *E3*; or FescoFoam, DuraFoam, FescoBoard or Retro-Fit Board	*MA*	*Fasteners & Plates* 9-inch o.c. at min. 4-inch side lap and 18-inches o.c. in two equally spaced, staggered rows in the field of the roll	*MBA* or *HA*	**-60 (Lim. 9)**

Assemblies with All Layers Adhered over *Wood Deck* (New or Existing)					
System No.	Deck Detail	Base Insulation (Note 6)	Top Insulation	Roof Cover	*MDP (psf)*
W-A-1	*7/16O, L24*	Min. 1-inch ENRGY 3 applied in *RSUA* 6-inch o.c.	*SECUROCK* applied in *OSFA, RSUA* or *2UIA* 6-inch o.c.	*MBA* or *HA*	**-82.5 (Lim. 9)**
W-A-2	*T15/32P, L24*	Min. 1-inch ENRGY 3 applied in *2UIA* 6-inch o.c.	*SECUROCK* applied in *OSFA, RSUA* or *2UIA* 6-inch o.c.	*MBA* or *HA*	**-82.5 (Lim. 9)**

Assemblies with Adhered Membranes over Insulated *Wood Deck* (New, Existing, or *Recover*)							
System No.	Deck Detail	Anchor Sheet	Anchor Attachment	Base Insulation	Top Insulation	Roof Cover	*MDP (psf)*
W-AM-1	*T19/32P, L24*	PermaPly 28 or Ventsulation	*RS Nails & Tin Tags* spaced 12-inch o.c. in the 3-inch side laps and 12-inch o.c. in three (3) equally spaced rows in the field of the roll	-	-	*HA*	**-37.5 (Lim. 7)**
W-AM-2	*T19/32P, L24*	PermaPly 28 or Ventsulation	*RS Nails & Tin Tags* spaced 6-inch o.c. in the 3-inch side laps and 6-inch o.c. in three (3) equally spaced rows in the field of the roll	-	-	*HA*	**-45 (Lim. 7)**
W-AM-3	*T19/32P, L24*	PermaPly 28 or Ventsulation	*UF Fasteners & Plates* secured 8-inch o.c. at 3-inch side laps and 8-inch o.c. in three (3) equally spaced, staggered rows in the field of the roll	1.5-inch *E3* in ASTM D 312, Type IV Asphalt	FescoFoam, DuraFoam, Fesco Board, Retro-Fit, RetroPlus or DuraBoard in ASTM D 312, Type IV Asphalt	*HA*	**-52.5 (Lim. 7)**
W-AM-4	*T19/32P, L24*	-	-	Min. 1.5-inch ENRGY 3 fastened with *Fasteners & Plates* secured at a rate of *24 per 4-ft x 8-ft Board*	DuraBoard in ASTM D 312, Type IV Asphalt	*MBA* or *HA*	**-60 (Lim. 7)**

This evaluation report is provided for State of Florida product approval under Rule 61G20-3. The manufacturer shall notify CREEK Technical Services, LLC of any product changes or quality assurance changes throughout the duration for which this report is valid. This evaluation report does not express nor imply warranty, installation, recommended use, or other product attributes that are not specifically addressed herein.

Assemblies with Adhered Membranes over Insulated *Wood Deck* (New, Existing, or *Recover*)							
System No.	Deck Detail	Anchor Sheet	Anchor Attachment	Base Insulation	Top Insulation	Roof Cover	*MDP (psf)*
W-AM-5	*T15/32P, L24*	-	-	Min. 1.5-inch ENRGY 3 fastened with *Fasteners & Plates* secured at a rate of *24 per 4-ft x 8-ft Board*	Min. 0.5-inch SECUROCK applied in *RSUA* 12-inch o.c.	*MBA* or *HA*	**-60 (Lim. 7)**

Mechanically Fastened Assemblies over *Wood Deck* (New, Existing, or *Recover*)						
System No.	Deck Detail	Insulation	Base Sheet (Note 12)	Base Sheet Attachment	Roof Cover	*MDP* (psf)
W-M-1	*T7/16O* or *T15/32P, L24*	-	PermaPly 28 or Ventsulation	Min. 1.25-inch x 0.120-inch ring shank nails and min. 32 ga.,1⅝-inch diameter tin caps 9-inch o.c. at 3-inch side lap and three rows staggered in center 9-inch o.c.	*HA*	**-30 (Lim. 7)**
W-M-2	*T7/16O* or *T15/32P, L24*	-	PermaPly 28 or Ventsulation	VERSA-FAST fasteners and *UltraFast (Square)* 12-inch o.c. at 3-inch side lap and two rows staggered in center 18-inch o.c.	*HA*	**-30 (Lim. 7)**
W-M-3	*T7/16O* or *T15/32P, L24*	-	PermaPly 28 or Ventsulation	Min. 1.25-inch x 0.120-inch ring shank nails and min. 32 ga.,1⅝-inch diameter tin caps 6-inch o.c. at 3-inch side lap and three rows staggered in center 6-inch o.c.	*HA*	**-45 (Lim. 7)**
W-M-4	*T7/16O, L24*	-	*MA*	*Tape & Staple* spaced 9-inch o.c. at the 2-inch side laps and 9-inch o.c. in three (3) rows in the field of the roll	*HA*	**-45 (Lim. 7)**
W-M-5	*T15/32P, L24*	-	*MA*	*RS Nails & Tin Tags* secured 8-inch o.c. at 4-inch side laps and 8-inch o.c. in two (2) equally spaced rows in the field of the roll	*MBA* or *HA*	**-45 (Lim. 7)**
W-M-6	*T19/32P, L24*	OPTIONAL Min. 1.3-inch *Insulation*	PermaPly 28 or Ventsulation	*Fasteners & Plates* 8-inch o.c. at side lap and three rows staggered in center of the roll 8-inch o.c.	*MBA* or *HA*	**-52.5 (Lim. 7)**
W-M-7	*T19/32P, L24*	-	Two plies PermaPly 28, DynaBase, DynaBase 3.0, or Ventsulation	Min. 12 ga. ring shank nails and min. 32 ga.,1⅝-inch diameter tin caps 9-inch o.c. at 3-inch side lap and two rows staggered in center 12-inch o.c.	*MBA* or *HA*	**-52.5 (Lim. 7)**
W-M-8	*T15/32P, L24*	-	PermaPly 28 or Ventsulation	*RS Nails & Tin Tags* 8-inch o.c. at 3-inch side laps and 8-inch o.c.in three (3) rows equally spaced in the field of the roll	*MBA* or *HA*	**-52.5 (Lim. 7)**
W-M-9	*T19/32P, L24*	-	*MA*	*RS Nails & Tin Tags* secured 8-inch o.c. at 4-inch side laps and 8-inch o.c. in three (3) equally spaced rows in the field of the roll	*MBA* or *HA*	**-52.5 (Lim. 7)**
W-M-10	*T19/32P, L24*	-	PermaPly 28 or Ventsulation	Min. 12 ga. ring shank nails and min. 32 ga.,1⅝-inch diameter tin caps 9-inch o.c. at 3-inch side lap and two rows staggered in center 9-inch o.c.	*MBA* or *HA*	**-60 (Lim. 7)**
W-M-11	*T19/32P, L24*	-	*MA*	*RS Nails & Tin Tags* secured 4-inch o.c. at 4-inch side laps and 4-inch o.c. in three (3) equally spaced rows in the field of the roll	*MBA* or *HA*	**-90 (Lim. 7)**

END OF REPORT

This evaluation report is provided for State of Florida product approval under Rule 61G20-3. The manufacturer shall notify CREEK Technical Services, LLC of any product changes or quality assurance changes throughout the duration for which this report is valid. This evaluation report does not express nor imply warranty, installation, recommended use, or other product attributes that are not specifically addressed herein.